

ਪੰਜਾਬ ਸਟੇਟ ਪਾਵਰ ਕਾਰਪੋਰੇਸ਼ਨ ਲਿਮਿਟਿਡ  
(ਰਜਿ.ਆਫਿਸ,ਪੀ ਐਸ ਈ ਬੀ, ਹੈਡ ਆਫਿਸ ਦੀ ਮਾਲ,ਪਟਿਆਲਾ)  
ਦਫਤਰ ਵਿਤ ਸਲਾਹਕਾਰ/(ਬਜਟ ਭਾਗ)

ਵੱਲ

1. ਸਾਰੇ ਜਨਰਲ ਮੈਨੇਜਰ,
2. ਸਾਰੇ ਇੰਜੀ-ਇੰਨ-ਚੀਫ, ਪੰ.ਸ.ਪਾ.ਕਾ.ਲਿ,
3. ਸਾਰੇ ਮੁੱਖ ਇੰਜੀਨੀਅਰ ਵਰਕਸ ਅਤੇ ਅਮਲਾ  
(ਸਮੇਤ ਹਾਈਡਲ ਪ੍ਰਸਾਸਨ)
4. ਡੀ ਜੀ ਪੀ/ਵੀ ਤੇ ਐਸ, ਪੰ.ਸ.ਪਾ.ਕਾ.ਲਿ, ਪਟਿਆਲਾ।

ਮੀਮੋ ਨੰ: 245/280 /ਐਨ.ਡਬਲਿਊ.ਬੀ-4/2013-14  
ਮਿਤੀ: 01.03.2013

ਵਿਸ਼ਾ:-

ਮਾਲੀਆ ਮੱਦ ਅਧੀਨ ਸਾਲ 2012-13 (ਸੋਧੇ ਬਜਟ ਅਨੁਮਾਨ)  
ਬਜਟ ਗਰਾਂਟ ਦੀ ਵੰਡ।


ਸਾਲ 2012-13 (ਸੋਧੇ ਬਜਟ ਅਨੁਮਾਨ) ਬਜਟ ਗਰਾਂਟ ਦੀ ਵੰਡ ਮਾਲੀਆ ਮੱਦ ਅਧੀਨ (ਕੰਮਾਂ ਅਤੇ ਅਮਲੇ ਲਈ) ਸਕੀਮ ਵਾਈਜ਼ ਅਤੇ ਉਪਮੱਦ ਵਾਈਜ਼ pspcl.in website ਤੇ upload ਕਰ ਦਿੱਤੀ ਗਈ ਹੈ ਜੋ ਕਿ ਹੇਠ ਲਿਖਿਆ ਪ੍ਰੋਗਰਾਮ ਅਪਨਾਉਣ ਤੇ ਡਾਊਨਲੋਡ ਕਰ ਲਈ ਜਾਵੇ ਜੀ:-

**Information Centre > Budget**

1. ਗਰੁੱਪ ਹੈਡ-74 ਮੁਰੰਮਤ ਅਤੇ ਸੰਭਾਲ
2. ਗਰੁੱਪ ਹੈਡ-75 ਕਰਮਚਾਰੀ ਲਾਗਤ (ਵਰਕਚਾਰਜ ਅਮਲਾ)
3. ਗਰੁੱਪ ਹੈਡ-75 ਕਰਮਚਾਰੀ ਲਾਗਤ (ਚੈਗੂਲਰ ਅਮਲਾ)
4. ਗਰੁੱਪ ਹੈਡ-76 ਪ੍ਰਸ਼ਾਸਨਿਕ ਅਤੇ ਆਮ ਖਰਚੇ

ਜਿੱਥੇ ਬਜਟ ਗਰਾਂਟ ਦੀ ਵੰਡ ਇਸ ਦਫਤਰ ਰਾਹੀਂ ਵੱਖ ਵੱਖ ਹਲਕਿਆਂ ਵਿੱਚ ਨਹੀਂ ਕੀਤੀ ਗਈ ਉਥੇ ਇਸ ਦੀ ਵੰਡ ਉਨ੍ਹਾਂ ਦੇ ਦਫਤਰ ਦੇ ਪੱਧਰ ਤੇ ਕੀਤੀ ਜਾਵੇ। ਬਜਟ ਗਰਾਂਟ ਦੀ ਵੰਡ ਕਰਕੇ ਉਸਦੀ ਸੂਚਨਾ ਇਸ ਦਫਤਰ ਅਤੇ ਮੁੱਖ ਲੇਖਾ ਅਫਸਰ/ਡਬਲਿਊ.ਏ.ਡੀ. ਭਾਗ ਅਤੇ ਹੋਰ ਅਕਾਊਂਟਸ ਅਤੇ ਆਡਿਟ ਦਫਤਰਾਂ ਨੂੰ ਭੇਜੀ ਜਾਵੇ।

2. ਇਹ ਯਕੀਨੀ ਬਣਾਇਆ ਜਾਵੇ ਕਿ 2012-13 ਵਿੱਚ ਹੋਣ ਵਾਲਾ ਖਰਚਾ ਹਰ ਹਾਲਤ ਵਿੱਚ ਬਜਟ ਗਰਾਂਟ ਅਨੁਸਾਰ ਸੀਮਤ ਰੱਖਿਆ ਜਾਵੇ। ਕਿਸੇ ਹਾਲਤ ਵਿੱਚ ਅਣ-ਅਧਿਕਾਰਤ ਅਤੇ ਬਿਨਾਂ ਉਪਬੰਧ ਖਰਚਾ ਨਾ ਕੀਤਾ ਜਾਵੇ, ਜਦੋਂ ਤੱਕ ਅਜਿਹਾ ਕਰਨ ਦੀ ਸਮਰੱਥਾ ਅਧਿਕਾਰੀ ਰਾਹੀਂ ਪਹਿਲਾਂ ਪ੍ਰਵਾਨਗੀ ਨਾ ਦਿੱਤੀ ਗਈ ਹੋਵੇ।

  
ਲੇਖਾ ਅਫਸਰ/ਬਜਟ,  
ਪੰ.ਸ.ਪਾ.ਕਾ.ਲਿ, ਪਟਿਆਲਾ।

ਪਿੱਠ ਅੰਕਣ ਨੰ: 281/400 /ਐਨ.ਡਬਲਿਯੂ ਬੀ-04/2013-14 ਮਿਤੀ:01.03.2013

ਉਪਰੋਕਤ ਦਾ ਉਤਾਰਾ ਸਾਰੇ ਨਿਗਰਾਨ ਇੰਜੀਨੀਅਰਾਂ, ਪੰ.ਸ.ਪਾ.ਕਾ.ਲਿ (ਸਮੇਤ ਹਾਈਡਲ ਪ੍ਰਸਾਸ਼ਨ) ਨੂੰ ਸੂਚਨਾ ਅਤੇ ਅਗਲੇਰੀ ਕਾਰਵਾਈ ਹਿੱਤ ਭੇਜਿਆ ਜਾਂਦਾ ਹੈ।

2. ਉਨ੍ਹਾਂ ਨੂੰ ਬੇਨਤੀ ਕੀਤੀ ਜਾਂਦੀ ਹੈ ਕਿ ਬਜਟ ਗਰਾਂਟ ਦੀ ਵੰਡ ਮੰਡਲਾਂ ਵਿੱਚ ਕਰਕੇ ਇਸ ਦਫਤਰ ਨੂੰ ਅਤੇ ਬੈਕਿੰਗ ਸ਼ਾਖਾ ਨੂੰ ਤੁਰੰਤ ਭੇਜੀ ਜਾਵੇ ਤਾਂ ਕਿ ਡਰਾਇੰਗ ਲਿਮਟਾਂ ਜਾਰੀ ਕੀਤੀਆਂ ਜਾ ਸਕਣ। ਮੰਡਲ ਵਾਈਜ਼ ਬਜਟ ਗਰਾਂਟ ਦੀ ਵੰਡ ਨਾ ਭੇਜਣ ਦੀ ਸੂਰਤ ਵਿੱਚ ਡਰਾਇੰਗ ਲਿਮਟਾਂ ਰਲੀਜ਼ ਕਰਨ ਤੇ ਪਾਬੰਦੀ ਲਗਾਈ ਜਾ ਸਕਦੀ ਹੈ।

3. ਬਜਟ ਗਰਾਂਟ ਦੀ ਹਲਕਿਆਂ ਵਿੱਚ ਵੰਡ ਜਿੱਥੇ ਇਸ ਦਫਤਰ ਰਾਹੀਂ ਨਹੀਂ ਕੀਤੀ ਗਈ, ਸਬੰਧਤ ਮੁੱਖ ਇੰਜੀਨੀਅਰ ਤੋਂ ਲਈ ਜਾਵੇ।

ਲੇਖਾ ਅਫਸਰ/ਬਜਟ,  
ਪੰ.ਸ.ਪਾ.ਕਾ.ਲਿ, ਪਟਿਆਲਾ।

ਪਿੱਠ ਅੰਕਣ ਨੰ: 401/408 /ਐਨ ਡਬਲਿਯੂ ਬੀ-4/2013-14 ਮਿਤੀ:01.03.2013


ਉਪਰੋਕਤ ਦਾ ਉਤਾਰਾ ਹੇਠ ਲਿਖਿਆਂ ਨੂੰ ਸੂਚਨਾ ਅਤੇ ਅਗਲੇਰੀ ਕਾਰਵਾਈ ਹਿੱਤ ਭੇਜਿਆ ਜਾਂਦਾ ਹੈ :-

1. ਮੁੱਖ ਪ੍ਰਬੰਧਕੀ/ਬੋਰਡ ਭਾਗ, ਪੰ.ਸ.ਪਾ.ਕਾ.ਲਿ, ਪਟਿਆਲਾ।
2. ਵਿੱਤ ਸਲਾਹਕਾਰ, ਪੰ.ਸ.ਪਾ.ਕਾ.ਲਿ, ਪਟਿਆਲਾ।
3. ਕਾਸਟ ਕੰਟਰੋਲਰ, ਪੰ.ਸ.ਪਾ.ਕਾ.ਲਿ, ਪਟਿਆਲਾ।
4. ਮੁੱਖ ਪੜਤਾਲਕਾਰ/ਅਮਲਾ ਭਾਗ, ਪੰ.ਸ.ਪਾ.ਕਾ.ਲਿ, ਪਟਿਆਲਾ।
5. ਮੁੱਖ ਲੇਖਾ ਅਫਸਰ ਟ੍ਰਾਇਬੈਕਟਰ/ਵਿੱਤ, ਪੰ.ਸ.ਪਾ.ਕਾ.ਲਿ, ਪਟਿਆਲਾ।
6. ਮੁੱਖ ਲੇਖਾ ਅਫਸਰ, ਪੰ.ਸ.ਪਾ.ਕਾ.ਲਿ, ਪਟਿਆਲਾ।
7. ਮੁੱਖ ਲੇਖਾ ਅਫਸਰ/ਕੰਪਾਈਲੇਸ਼ਨ ਭਾਗ, ਪੰ.ਸ.ਪਾ.ਕਾ.ਲਿ, ਪਟਿਆਲਾ।
8. ਨਿਗਰਾਨ ਇੰਜੀਨੀਅਰ/ਆਈ.ਟੀ., ਪੰ.ਸ.ਪਾ.ਕਾ.ਲਿ., ਪਟਿਆਲਾ।

ਲੇਖਾ ਅਫਸਰ/ਬਜਟ,  
ਪੰ.ਸ.ਪਾ.ਕਾ.ਲਿ, ਪਟਿਆਲਾ।


ਉਪਰੋਕਤ ਦਾ ਉਤਾਰਾ ਸਮੇਤ ਸਹਿਲੱਗ, ਹੇਠ ਲਿਖਿਆਂ ਨੂੰ ਸੂਚਨਾ ਅਤੇ ਅਗਲੇਰੀ ਕਾਰਵਾਈ ਹਿੱਤ ਭੇਜਿਆ ਜਾਂਦਾ ਹੈ :-

1. ਉਪ ਸਕੱਤਰ/ਗਜ਼ਟੀ ਭਾਗ, ਪੰ.ਸ.ਪਾ.ਕਾ.ਲਿ, ਪਟਿਆਲਾ ।
2. ਉਪ ਸਕੱਤਰ/ਅਗਜ਼ਟੀ ਭਾਗ, ਪੰ.ਸ.ਪਾ.ਕਾ.ਲਿ, ਪਟਿਆਲਾ ।
3. ਉਪ ਸਕੱਤਰ/ਵਿੱਤ (ਬਿਲ ਭਾਗ), ਪੰ.ਸ.ਪਾ.ਕਾ.ਲਿ,ਪਟਿਆਲਾ ।
4. ਉਪ ਸਕੱਤਰ/ਜਨਰਲ ਭਾਗ, ਪੰ.ਸ.ਪਾ.ਕਾ.ਲਿ,ਪਟਿਆਲਾ ।
5. ਸੁਪਰਡੈਟ/ਵਿੱਤ ਭਾਗ, ਪੰ.ਸ.ਪਾ.ਕਾ.ਲਿ, ਪਟਿਆਲਾ ।
6. ਸਕੱਤਰ-ਕਮ- ਸੀ.ਲੇਖਾ ਅਫਸਰ,Ombudsman, ਬਿਜਲੀ ਪੰਜਾਬ, ਚੰਡੀਗੜ੍ਹ, 248, ਸੈਕਟਰ 19-ਏ, ਚੰਡੀਗੜ੍ਹ।

  
ਲੇਖਾ ਅਫਸਰ/ਬਜਟ,  
ਪੰ.ਸ.ਪਾ.ਕਾ.ਲਿ, ਪਟਿਆਲਾ।

ਉਪਰੋਕਤ ਦਾ ਉਤਾਰਾ ਹੇਠ ਲਿਖਿਆਂ ਨੂੰ ਸੂਚਨਾ ਅਤੇ ਅਗਲੇਰੀ ਕਾਰਵਾਈ ਹਿੱਤ ਭੇਜਿਆ ਜਾਂਦਾ ਹੈ :-

1. ਐਫ.ਏ.ਤੇ ਸੀ.ਏ.ਓ/ਗੁਰੂ ਗੋਬਿੰਦ ਸਿੰਘ ਸੂਪਰ ਥਰਮਲ ਪਲਾਂਟ,ਰੋਪੜ।
2. ਉਪ ਮੁੱਖ ਲੇਖਾ ਅਫਸਰ/ਹਾਈਡਲ, ਪੰ.ਸ.ਪਾ.ਕਾ.ਲਿ, ਪਟਿਆਲਾ ।
3. ਉਪ ਮੁੱਖ ਲੇਖਾ ਅਫਸਰ/ਐਮ ਐਮ, ਪੰ.ਸ.ਪਾ.ਕਾ.ਲਿ, ਪਟਿਆਲਾ ।
4. ਉਪ ਮੁੱਖ ਲੇਖਾ ਅਫਸਰ/ਜੀ.ਐਚ.ਟੀ.ਪੀ., ਲਹਿਰਾ ਮੁਹੱਬਤ ।
5. ਏ.ਤੇ ਐਫ.ਐਮ ਗੁਰੂ ਨਾਨਕ ਦੇਵ ਥਰਮਲ ਪਲਾਂਟ, ਪੰ.ਸ.ਪਾ.ਕਾ.ਲਿ, ਬਠਿੰਡਾ।
6. ਉਪ ਵਿੱਤ ਸਲਾਹਕਾਰ/ਬੈਂਡਜ਼, ਪੰ.ਸ.ਪਾ.ਕਾ.ਲਿ, ਪਟਿਆਲਾ ।
7. ਲੇਖਾ ਅਫਸਰ/ਪ੍ਰੀ-ਆਡਿਟ,ਮੁਕੇਰਿਆਂ ਹਾਈਡਲ ਪ੍ਰੋਜੈਕਟ,ਤਲਵਾੜਾ ।
8. ਲੇਖਾ ਅਫਸਰ/ਪ੍ਰੀ-ਆਡਿਟ,ਆਨੰਦਪੁਰ ਸਾਹਿਬ ।
9. ਲੇਖਾ ਅਫਸਰ/ਉਸਾਰੀ, ਜੀ.ਐਚ.ਟੀ.ਪੀ.ਲਹਿਰਾ ਮੁਹੱਬਤ ।
10. ਲੇਖਾ ਅਫਸਰ/ਡਬਲਿਊ.ਏ.ਡੀ.,ਪਟਿਆਲਾ, (ਤਿੰਨ ਕਾਪੀਆਂ)।
11. ਲੇਖਾ ਅਫਸਰ/ਈ.ਏ.ਡੀ.ਭਾਗ, ਪੰ.ਸ.ਪਾ.ਕਾ.ਲਿ,ਪਟਿਆਲਾ ।
12. ਲੇਖਾ ਅਫਸਰ/ਬੈਕਿੰਗ ਡਰਾਇੰਗ, ਪੰ.ਸ.ਪਾ.ਕਾ.ਲਿ, ਪਟਿਆਲਾ ।
13. ਸੁਪਰਡੈਟ/ਬੈਕਿੰਗ ਡਰਾਇੰਗ, ਪੰ.ਸ.ਪਾ.ਕਾ.ਲਿ,ਪਟਿਆਲਾ ।
14. ਸੁਪਰਡੈਟ/ਈ.ਏ.ਡੀ., ਪੰ.ਸ.ਪਾ.ਕਾ.ਲਿ, ਪਟਿਆਲਾ ।

  
ਲੇਖਾ ਅਫਸਰ/ਬਜਟ,  
ਪੰ.ਸ.ਪਾ.ਕਾ.ਲਿ,ਪਟਿਆਲਾ।

**STATEMENT SHOWING THE DISTRIBUTION OF BUDGET GRANT FOR THE YEAR 2012-13 (REVISED ESTIMATES)  
UNDER REVENUE ACCOUNT HEADINGS REPAIR & MAINTANENCE WORKS (GH-74)**

(Rs.Lac)

Sr. no	Controlling Officer	GNDTP Bathinda	GGSSTP Ropar Stage I, II&III	GHTP Lehra Mohabat	Group Head 71.5. & 71.6	Ranjit Sagar Dam Project	UBDC Scheme Stage I&II	Anand-pur Sahib Hydel Project	Muke-rian Hydel Project	Micro Hydel Schemes	Shanan Power House	SYL Project	SLDC/ SCADA	Transmi-ssion Scheme	Distribu-tion Project	Head Office	Total
1	2	3	4	5	6	7	8	9	10	11	12	13	14	15	16	17	18
1	Chief Admn.(General section)															14.50	14.50
2	Chief Engineer/GNDTP	1536.00			356.00												1892.00
3	Chief Engineer/GGSSTP		8165.00		1259.00												9424.00
4	Chief Engineer /GHTP			3675.00	308.00												3983.00
5	Chief Engineer/Hydel Projects					65.00	80.00	132.00	121.00	0.00	145.00	0.00				0.34	543.34
6	Chief Engineer /DS.(North)													300.00	741.00		1041.00
7	Chief Engineer /DS.South)													298.00	1473.16		1771.16
8	Chief Engineer /DS.(Central)													58.00	631.42		689.42
9	Chief Engineer/DS(Border)													773.00	1059.63		1832.63
10	Chief Engineer/DS(West)													575.00	1315.00		1890.00
11	Chief Engineer/Workshop														2298.00		2298.00
12	Chief Engineer/S&D														6579.00		6579.00
13	Chief Engineer/HRD															3.25	3.25
14	Chief Engineer/Commercial															2.98	2.98
15	Chief Engineer/TA & Insp.															0.50	0.50
16	Chief Engineer/EA & Enf.															32.07	32.07
17	Chief/RE&APDRP														1.20		1.20
18	Chief Engineer/Metering														26.23		26.23
19	Chief Engineer/MM															0.15	0.15
20	Chief Engineer/Planning															0.50	0.50
21	Chief Engineer/Civil D&Const.								15.54						0.52	254.05	270.11
22	Financial Advisor															0.00	0.00
23	Chief Accounts Officer															0.28	0.28
24	Chief Auditor															0.20	0.20
25	Cost Controller															0.10	0.10
26	SE/IT															13.20	13.20
27	CE/PP&R															0.60	0.60
	<b>Total</b>	<b>1536.00</b>	<b>8165.00</b>	<b>3675.00</b>	<b>1923.00</b>	<b>65.00</b>	<b>80.00</b>	<b>132.00</b>	<b>136.54</b>	<b>0.00</b>	<b>145.00</b>	<b>0.00</b>	<b>0.00</b>	<b>2004.00</b>	<b>14125.16</b>	<b>322.12</b>	<b>32309.42</b>

The above provisions are inclusive of additional funds allocated as per demands raised by concerned offices after sending the budget proposals.

Reserved for BBMB	13224.00
Lump sum Provision	912.58
<b>Total</b>	<b>46446.00</b>

**STATEMENT SHOWING THE DISTRIBUTION OF BUDGET GRANT FOR THE YEAR 2012-13(REVISED ESTIMATE)  
UNDER REVENUE ACCOUNT HEADINGS WORKCHARGED ESTABLISHMENT (GH-75)**

Sr. no.	Controlling Officer	Guru Nanak Dev Thermal Plant	Guru Gobind Singh Super Thermal Plant Stage I,II & III	Guru Har-Gobind Thermal Plant	UBDC Scheme Stage I&II	Mukerian Hydel Project	Shanan Power House	SYL Project	Transmission Scheme	Distribution Project	Head Office	Total Work Charged Establishment
1	2	3	4	5	6	7	8	9	10	11	12	13
												(Rs.Lac)
1	Chief Engineer/GNDTP	27.00										27.00
2	Chief Engineer/GGSSTP		1558.00									1558.00
3	Chief Engineer/GHTP			21.10								21.10
4	Chief Engineer/Hydel Projects				4.75	5.00	0.00	0.00				9.75
5	Chief Engineer /DS.(North)								20.00	20.00		40.00
6	Chief Engineer/DS.(South)								5.51	141.75		147.26
7	Chief Engineer/DS.(Central)								36.00	16.13		52.13
8	Chief Engineer/DS(Border)								145.00	1512.00		1657.00
9	Chief Engineer/DS(West)								50.00	22.00		72.00
10	Chief Engineer/Workshop									60.00		60.00
11	Chief Engineer/Civil Design&Const.					6.68				4.11	4.28	15.07
12	Chief Engineer/Metering									19.95		19.95
13	Chief Engineer/S&D									44.97		44.97
	<b>Total</b>	<b>27.00</b>	<b>1558.00</b>	<b>21.10</b>	<b>4.75</b>	<b>11.68</b>	<b>0.00</b>	<b>0.00</b>	<b>256.51</b>	<b>1840.91</b>	<b>4.28</b>	<b>3724.23</b>

**CONTROLLING OFFICER-WISE/SCHEME-WISE/SUB HEAD WISE DISTRIBUTION OF BUDGET GRANT UNDER REVENUE  
ACCOUNT HEADING-R&M WORKS & WORK CHARGE ESTABLISHMENT FOR THE YEAR 2012-13 (REVISED ESTIMATES)**

(Rs in Lac)

Sr No.	Name of Officer/Scheme	Plant & Machinery	Buildings	Civil Works	Hydraulic Works	Lines Cables Net Works	Vehicles	Furniture & Fixture	Office Equipmen	GH-71.5 & 71.6	Total GH-74 71.5 & 6	Work Charge Estt. GH-75
		74.1	74.2	74.3	74.4	74.5	74.6	74.7	74.8			
1	2	3	4	5	6	7	8	9	10	11	12	13
1	Chief Engineer/GNDTP	1235.91	120.00	135.00	28.59	2.90	9.60	1.00	3.00	356.00	<b>1892.00</b>	<b>27.00</b>
2	CE /O&M,GGSSTP	7493.18	304.00	261.90	60.00	20.27	25.00	0.00	0.65	1259.00	<b>9424.00</b>	<b>1558.00</b>
3	Chief Engineer/O&M,GHTP	3368.64	162.82	135.65	0.00	0.21	7.68	0.00	0.00	308.00	<b>3983.00</b>	<b>21.10</b>
4	<b>CE/Hydel Projects</b>											
	(a) Ranjit Sagar Dam Project	48.15	12.00	0.20	0.20	0.20	4.00	0.05	0.20	0.00	65.00	0.00
	(b) UBDC stage I&II	40.45	6.00	2.00	27.00	1.70	2.85	0.00	0.00	0.00	80.00	4.75
	(c) A.S.H.P.	20.00	17.45	3.90	80.42	0.23	10.00	0.00	0.00	0.00	132.00	0.00
	(d) Mukerian Hydel Project	96.60	14.50	0.60	6.50	0.50	2.30	0.00	0.00	0.00	121.00	5.00
	(e) Micro Hydel Scheme	0.00	0.00	0.00	0.00	0.00	0.00	0.00	0.00	0.00	0.00	
	(f) Shanana Power House	101.20	6.30	16.60	11.70	5.60	3.60	0.00	0.00	0.00	145.00	0.00
	(g) Head Office Works	0.00	0.00	0.00	0.00	0.00	0.34	0.00	0.00	0.00	0.34	
	(h) RE S.Y.L.Ropar	0.00	0.00	0.00	0.00	0.00	0.00	0.00	0.00	0.00	0.00	0.00
	<b>Total:-4</b>	<b>306.40</b>	<b>56.25</b>	<b>23.30</b>	<b>125.82</b>	<b>8.23</b>	<b>23.09</b>	<b>0.05</b>	<b>0.20</b>	<b>0.00</b>	<b>543.34</b>	<b>9.75</b>
5	<b>Chief Engineer/DS (North)</b>											
	(a) Transmission	76.35	138.10	80.05	0.00	4.20	0.80	0.00	0.50	0.00	300.00	20.00
	(b) Distribution	1.77	0.00	7.60	0.00	711.80	17.68	0.95	1.20	0.00	741.00	20.00
	<b>Total:-5</b>	<b>78.12</b>	<b>138.10</b>	<b>87.65</b>	<b>0.00</b>	<b>716.00</b>	<b>18.48</b>	<b>0.95</b>	<b>1.70</b>	<b>0.00</b>	<b>1041.00</b>	<b>40.00</b>
6	<b>Chief Engineer/DS (South)</b>											
	(a) Transmission	130.00	50.00	112.20	0.00	5.80	0.00	0.00	0.00	0.00	298.00	5.51
	(b) Distribution	0.00	36.90	26.24	0.00	1286.00	90.20	11.68	22.14	0.00	1473.16	141.75
	<b>Total:-6</b>	<b>130.00</b>	<b>86.90</b>	<b>138.44</b>	<b>0.00</b>	<b>1291.80</b>	<b>90.20</b>	<b>11.68</b>	<b>22.14</b>	<b>0.00</b>	<b>1771.16</b>	<b>147.26</b>
7	<b>Chief Engineer/DS (Central)</b>											
	(a) Transmission	30.00	15.00	12.50	0.00	0.00	0.50	0.00	0.00	0.00	58.00	36.00
	(b) Distribution	0.00	3.02	3.00	0.00	616.49	8.79	0.12	0.00	0.00	631.42	16.13
	<b>Total:-7</b>	<b>30.00</b>	<b>18.02</b>	<b>15.50</b>	<b>0.00</b>	<b>616.49</b>	<b>9.29</b>	<b>0.12</b>	<b>0.00</b>	<b>0.00</b>	<b>689.42</b>	<b>52.13</b>
8	<b>Chief Engineer/DS (Border)</b>											
	(a) Transmission	417.94	202.50	84.00	0.00	39.66	0.00	28.90	0.00	0.00	773.00	145.00
	(b) Distribution	61.50	132.02	75.75	0.00	644.05	75.45	34.85	36.01	0.00	1059.63	1512.00
	<b>Total:-8</b>	<b>479.44</b>	<b>334.52</b>	<b>159.75</b>	<b>0.00</b>	<b>683.71</b>	<b>75.45</b>	<b>63.75</b>	<b>36.01</b>	<b>0.00</b>	<b>1832.63</b>	<b>1657.00</b>

Sr No	Name of Officer/Scheme	Plant & Machinery 74.1	Buildings 74.2	Civil Works 74.3	Hydraulic Works 74.4	Lines Cables Net Works 74.5	Vehicles 74.6	Furniture & Fixture 74.7	Office Equipment 74.8	GH-71.5 & 71.6	Total GH-74, 71.5&71.6	Work Charge Estt. GH-75
1	2	3	4	5	6	7	8	9	10	11	12	13
<b>9</b>	<b>Chief Engineer/DS(West)</b>											
	(a) Transmission	294.00	150.00	103.00	0.00	26.59	0.51	0.50	0.40	0.00	575.00	50.00
	(b) Distribution	0.00	2.00	1.00	0.00	1267.91	39.18	1.91	3.00	0.00	1315.00	22.00
	<b>Total:-9</b>	<b>294.00</b>	<b>152.00</b>	<b>104.00</b>	<b>0.00</b>	<b>1294.50</b>	<b>39.69</b>	<b>2.41</b>	<b>3.40</b>	<b>0.00</b>	<b>1890.00</b>	<b>72.00</b>
<b>10</b>	<b>Chief Engineer/Workshop</b>											
	(a) Distribution	2287.42	7.08	0.40	0.00	0.00	2.90	0.20	0.00	0.00	2298.00	60.00
	(b) Head Office Works	0.00	0.00	0.00	0.00	0.00	0.00	0.00	0.00	0.00	0.00	0.00
	<b>Total:-10</b>	<b>2287.42</b>	<b>7.08</b>	<b>0.40</b>	<b>0.00</b>	<b>0.00</b>	<b>2.90</b>	<b>0.20</b>	<b>0.00</b>	<b>0.00</b>	<b>2298.00</b>	<b>60.00</b>
<b>11</b>	<b>Chief Engineer/S&amp;D(Dist.)</b>	6565.30	1.00	0.30	0.10	0.10	12.00	0.10	0.10	0.00	6579.00	44.97
<b>12</b>	<b>CE/HRD (HO Works)</b>	0.00	0.00	0.00	0.00	0.80	1.75	0.10	0.60	0.00	3.25	
<b>13</b>	<b>CE/Commercial (HO Works)</b>	0.00	0.00	0.00	0.00	0.00	1.60	0.48	0.90	0.00	2.98	
<b>14</b>	<b>CE/TA&amp;Inspection (HO Works)</b>	0.00	0.00	0.00	0.00	0.00	0.35	0.10	0.05	0.00	0.50	
<b>15</b>	<b>CE/EA&amp;Enforcement(HO Works)</b>	0.00	0.00	0.00	0.00	0.00	23.07	5.00	4.00	0.00	32.07	
<b>16</b>	<b>CE/RE &amp; APDRP(Dist.)</b>	0.00	0.00	0.00	0.00	0.00	1.05	0.08	0.07	0.00	1.20	0.00
<b>17</b>	<b>CE/Metering(Dist.)</b>	1.80	2.50	0.00	0.00	20.03	0.70	1.00	0.20	0.00	26.23	19.95
<b>18</b>	<b>CE/Administration</b>	0.00	3.00	3.00	0.00	0.00	5.00	1.50	2.00	0.00	14.50	
<b>19</b>	<b>CE/MM (HO Works)</b>	0.00	0.00	0.00	0.00	0.00	0.10	0.00	0.05	0.00	0.15	
<b>20</b>	<b>CE/Planning(HO Works)</b>	0.00	0.00	0.00	0.00	0.00	0.50	0.00	0.00	0.00	0.50	
<b>21</b>	<b>CE/Civil Design &amp; Construction</b>											
	(a) Distribution	0.00	0.52	0.00	0.00	0.00	0.00	0.00	0.00	0.00	0.52	4.11
	(b) M.H.P.Stage-II	0.00	0.15	0.10	14.00	0.04	1.25	0.00	0.00	0.00	15.54	6.68
	(c) Head Office Works	0.00	254.05	0.00	0.00	0.00	0.00	0.00	0.00	0.00	254.05	4.28
	(d) S.Y.L.(RHPH)	0.00	0.00	0.00	0.00	0.00	0.00	0.00	0.00	0.00	0.00	
	<b>Total:-21</b>	<b>0.00</b>	<b>254.72</b>	<b>0.10</b>	<b>14.00</b>	<b>0.04</b>	<b>1.25</b>	<b>0.00</b>	<b>0.00</b>	<b>0.00</b>	<b>270.11</b>	<b>15.07</b>
<b>22</b>	<b>CAO including CAO/Revenue</b>									0.00		
	Head Office Works	0.00	0.00	0.00	0.00	0.00	0.00	0.00	0.28	0.00	0.28	
<b>23</b>	<b>Financial/Advisor (HO Works)</b>	0.00	0.00	0.00	0.00	0.00	0.00	0.00	0.00	0.00	0.00	
<b>24</b>	<b>Chief Auditor (HO Works)</b>	0.00	0.00	0.00	0.00	0.00	0.00	0.20	0.00	0.00	0.20	
<b>25</b>	<b>Chief Cost Controller (HO Works)</b>	0.00	0.00	0.00	0.00	0.00	0.00	0.00	0.10	0.00	0.10	
<b>26</b>	<b>SE/IT (HO Works)</b>	3.00	0.00	0.00	0.00	0.00	0.00	0.00	10.20	0.00	13.20	
<b>27</b>	<b>CE/PP&amp; R</b>	0.00	0.00	0.00	0.00	0.00	0.60	0.00	0.00	0.00	0.60	
	<b>Grand Total:-1 to 27</b>	<b>22273.21</b>	<b>1640.91</b>	<b>1064.99</b>	<b>228.51</b>	<b>4655.08</b>	<b>349.35</b>	<b>88.72</b>	<b>85.55</b>	<b>1923.00</b>	<b>32309.42</b>	<b>3724.23</b>

**SCHEME WISE DISTRIBUTION OF BUDGET GRANT UNDER REVENUE ACCOUNT HEADINGS  
R&M WORKS AND WORKCHARGED ESTABLISHMENT FOR THE YEAR 2012-13 (REVISED BUDGET)**

**(Rs in Lac)**

Sr No.	Name of Officer/Scheme	Plant & Machinery 74.1	Buildings 74.2	Civil Works 74.3	Hydraulic Works 74.4	Lines Cables Net Works 74.5	Vehicles 74.6	Furniture & Fixture 74.7	Office Equipment 74.8	GH-71.5 & 71.6	Total GH-74 71.5 & 6	Work Charge Estt. GH-75
1	2	3	4	5	6	7	8	9	10	11	12	13
I	Chief Engineer/GNDTP G.N.D.T.P.	1235.91	120.00	135.00	28.59	2.90	9.60	1.00	3.00	356.00	<b>1892.00</b>	27.00
II	CE/O&M, GGSSTP G.G.S.S.T.P.	7493.18	304.00	261.90	60.00	20.27	25.00	0.00	0.65	1259.00	<b>9424.00</b>	1558.00
III	Chief Engineer/O&M, GHTP G.H.T.P.	3368.64	162.82	135.65	0.00	0.21	7.68	0.00	0.00	308.00	<b>3983.00</b>	21.10
IV	CE/Hydel Projects Ranjeet Sagar Dam Project	48.15	12.00	0.20	0.20	0.20	4.00	0.05	0.20	0.00	<b>65.00</b>	0.00
V	CE/Hydel Projects U.B.D.C. Scheme Stage I&II	40.45	6.00	2.00	27.00	1.70	2.85	0.00	0.00	0.00	<b>80.00</b>	4.75
VI	C.E./Hydel Projects Anandpur Sahib Hydel Project	20.00	17.45	3.90	80.42	0.23	10.00	0.00	0.00	0.00	<b>132.00</b>	0.00
VII	1) C.E./Hydel Projects Mukerian Hydel Project 2) C.E./Civil Design & Const. Mukerian Hydel Project-II	96.60	14.50	0.60	6.50	0.50	2.30	0.00	0.00	0.00	121.00	5.00
		0.00	0.15	0.10	14.00	0.04	1.25	0.00	0.00	0.00	15.54	6.68
	<b>Total:(1+2)</b>	<b>96.60</b>	<b>14.65</b>	<b>0.70</b>	<b>20.50</b>	<b>0.54</b>	<b>3.55</b>	<b>0.00</b>	<b>0.00</b>	<b>0.00</b>	<b>136.54</b>	<b>11.68</b>
VIII	C.E./Hydel Project Micro Hydel Scheme	0.00	0.00	0.00	0.00	0.00	0.00	0.00	0.00	0.00	<b>0.00</b>	0.00
IX	C.E./Hydel Project Shanan Power House	101.20	6.30	16.60	11.70	5.60	3.60	0.00	0.00	0.00	<b>145.00</b>	0.00
X	1) C.E./Hydel Project RE SYL Ropar 2) C.E./Civil Design & Const. SE/RHPH, Ropar	0.00	0.00	0.00	0.00	0.00	0.00	0.00	0.00	0.00	0.00	0.00
		0.00	0.00	0.00	0.00	0.00	0.00	0.00	0.00	0.00	0.00	0.00
	<b>Total:(1+2)</b>	<b>0.00</b>	<b>0.00</b>	<b>0.00</b>	<b>0.00</b>	<b>0.00</b>	<b>0.00</b>	<b>0.00</b>	<b>0.00</b>	<b>0.00</b>	<b>0.00</b>	<b>0.00</b>



Sr No.	Name of Officer/Scheme	Plant & Machinery 74.1	Buildings 74.2	Civil Works 74.3	Hydraulic Works 74.4	Lines Cables Net Works 74.5	Vehicles 74.6	Furniture & Fixture 74.7	Office Equipment 74.8	GH-71.5 & 71.6	Total GH-74 71.5 & 6	Work Charge Estt. GH-75
1	2	3	4	5	6	7	8	9	10	11	12	13
<b>XI TRANSMISSION SCHEMES</b>												
<b>1</b>	<b>Chief Engineer/DS (North)</b>											
	(a) Kapurthala	13.79	0.20	0.01	0.00	1.00	0.00	0.00	0.00	0.00	15.00	1.00
	(b) Jalandhar	1.80	0.00	0.00	0.00	0.20	0.00	0.00	0.00	0.00	2.00	1.00
	(c) Hoshiarpur	0.80	0.00	0.00	0.00	0.00	0.00	0.00	0.00	0.00	0.80	0.10
	(d) Nawanshehar	9.96	0.00	0.04	0.00	0.00	0.00	0.00	0.00	0.00	10.00	0.00
	(e) P&M, Jalandhar	50.00	137.90	80.00	0.00	3.00	0.80	0.00	0.50	0.00	272.20	17.90
	<b>Total:1</b>	<b>76.35</b>	<b>138.10</b>	<b>80.05</b>	<b>0.00</b>	<b>4.20</b>	<b>0.80</b>	<b>0.00</b>	<b>0.50</b>	<b>0.00</b>	<b>300.00</b>	<b>20.00</b>
<b>2</b>	<b>Chief Engineer/DS (South)</b>											
	(a) Patiala	50.00	10.00	15.00	0.00	0.00	0.00	0.00	0.00	0.00	75.00	0.00
	(b) Sangrur	18.00	5.00	10.00	0.00	5.00	0.00	0.00	0.00	0.00	38.00	0.00
	(c) Ropar	15.00	0.00	5.00	0.00	0.00	0.00	0.00	0.00	0.00	20.00	5.00
	(d) Mohali	17.00	3.00	2.20	0.00	0.80	0.00	0.00	0.00	0.00	23.00	0.00
	(e) P&M Patiala	30.00	32.00	80.00	0.00	0.00	0.00	0.00	0.00	0.00	142.00	0.51
	<b>Total:2</b>	<b>130.00</b>	<b>50.00</b>	<b>112.20</b>	<b>0.00</b>	<b>5.80</b>	<b>0.00</b>	<b>0.00</b>	<b>0.00</b>	<b>0.00</b>	<b>298.00</b>	<b>5.51</b>
<b>3</b>	<b>Chief Engineer/DS (Central)</b>											
	P&M Circle, Ludhiana	30.00	15.00	12.50	0.00	0.00	0.50	0.00	0.00	0.00	58.00	36.00
	<b>Total:3</b>	<b>30.00</b>	<b>15.00</b>	<b>12.50</b>	<b>0.00</b>	<b>0.00</b>	<b>0.50</b>	<b>0.00</b>	<b>0.00</b>	<b>0.00</b>	<b>58.00</b>	<b>36.00</b>
<b>4</b>	<b>Chief Engineer/DS (Border)</b>											
	(a) Tarn Taran	233.00	70.50	15.00	0.00	2.00	0.00	10.00	0.00	0.00	330.50	90.00
	(b) Suburban Amritsar	29.00	8.00	8.00	0.00	5.00	0.00	7.90	0.00	0.00	57.90	1.00
	(c) Gurdaspur	150.94	120.00	60.00	0.00	30.66	0.00	10.00	0.00	0.00	371.60	53.00
	(d) City Amritsar	5.00	4.00	1.00	0.00	2.00	0.00	1.00	0.00	0.00	13.00	1.00
	<b>Total:4</b>	<b>417.94</b>	<b>202.50</b>	<b>84.00</b>	<b>0.00</b>	<b>39.66</b>	<b>0.00</b>	<b>28.90</b>	<b>0.00</b>	<b>0.00</b>	<b>773.00</b>	<b>145.00</b>
<b>5</b>	<b>Chief Engineer/DS (West)</b>											
	(a) Bathinda	50.00	0.10	0.04	0.00	0.00	0.00	0.00	0.00	0.00	50.14	7.98
	(b) Ferozepur	80.00	0.00	0.22	0.00	0.00	0.00	0.00	0.00	0.00	80.22	7.00
	(c) Faridkot	56.00	0.02	0.22	0.00	0.00	0.00	0.00	0.00	0.00	56.24	6.86
	(d) Muktsar	70.00	0.13	0.06	0.00	6.59	0.00	0.00	0.00	0.00	76.78	28.16
	(e) Civil Mtc.	38.00	149.75	102.46	0.00	20.00	0.51	0.50	0.40	0.00	311.62	0.00
	<b>Total:5</b>	<b>294.00</b>	<b>150.00</b>	<b>103.00</b>	<b>0.00</b>	<b>26.59</b>	<b>0.51</b>	<b>0.50</b>	<b>0.40</b>	<b>0.00</b>	<b>575.00</b>	<b>50.00</b>
	<b>Grand Total:(1 to 5)Transmission</b>	<b>948.29</b>	<b>555.60</b>	<b>391.75</b>	<b>0.00</b>	<b>76.25</b>	<b>1.81</b>	<b>29.40</b>	<b>0.90</b>	<b>0.00</b>	<b>2004.00</b>	<b>256.51</b>

Sr No.	Name of Officer/Scheme	Plant & Machinery 74.1	Buildings 74.2	Civil Works 74.3	Hydraulic Works 74.4	Lines Cables Net Works 74.5	Vehicles 74.6	Furniture & Fixture 74.7	Office Equipment 74.8	GH-71.5 & 71.6	Total GH-74 71.5 & 6	Work Charge Estt. GH-75
1	2	3	4	5	6	7	8	9	10	11	12	13
<b>XII DISTRIBUTION PROJECT</b>												<b>(Rs in lac)</b>
<b>1</b>	<b>Chief Engineer/DS (North)</b>											
	(a) Kapurthala	0.00	0.00	0.00	0.00	138.00	6.00	0.05	0.03	0.00	144.08	1.00
	(b) Jalandhar	0.05	0.00	0.00	0.00	224.00	1.02	0.25	0.12	0.00	225.44	0.80
	(c) Hoshiarpur	1.72	0.00	7.60	0.00	135.99	7.46	0.25	0.07	0.00	153.09	18.20
	(d) Nawanshehar	0.00	0.00	0.00	0.00	213.81	3.20	0.40	0.98	0.00	218.39	0.00
	(e) Civil Mtc.Divn.	0.00	0.00	0.00	0.00	0.00	0.00	0.00	0.00	0.00	0.00	0.00
	<b>Total:1</b>	<b>1.77</b>	<b>0.00</b>	<b>7.60</b>	<b>0.00</b>	<b>711.80</b>	<b>17.68</b>	<b>0.95</b>	<b>1.20</b>	<b>0.00</b>	<b>741.00</b>	<b>20.00</b>
<b>2</b>	<b>Chief Engineer/DS (South)</b>											
	(a) Patiala	0.00	0.00	0.00	0.00	346.86	16.40	3.28	2.46	0.00	369.00	42.00
	(b) Barnala	0.00	16.40	9.84	0.00	210.09	8.20	0.65	0.82	0.00	246.00	21.00
	(c) Sangrur	0.00	20.50	16.40	0.00	203.15	16.40	2.67	3.28	0.00	262.40	56.20
	(d) Ropar	0.00	0.00	0.00	0.00	206.26	16.40	1.64	2.46	0.00	226.76	21.00
	(e) P&M Patiala	0.00	0.00	0.00	0.00	87.74	20.50	2.46	12.30	0.00	123.00	0.00
	(f) Mohali	0.00	0.00	0.00	0.00	231.90	12.30	0.98	0.82	0.00	246.00	1.55
	<b>Total:2</b>	<b>0.00</b>	<b>36.90</b>	<b>26.24</b>	<b>0.00</b>	<b>1286.00</b>	<b>90.20</b>	<b>11.68</b>	<b>22.14</b>	<b>0.00</b>	<b>1473.16</b>	<b>141.75</b>
<b>3</b>	<b>Chief Engineer/DS (Central)</b>											
	(a) Suburban Ludhiana	0.00	0.00	0.00	0.00	148.94	1.94	0.12	0.00	0.00	151.00	10.60
	(b) City East Ludhiana	0.00	0.00	0.00	0.00	131.50	1.30	0.00	0.00	0.00	132.80	2.30
	(c) City West Ludhiana	0.00	0.00	0.00	0.00	130.50	1.50	0.00	0.00	0.00	132.00	3.23
	(d) Khanna	0.00	0.00	0.00	0.00	205.55	4.05	0.00	0.00	0.00	209.60	0.00
	(e) P&M Ludhiana	0.00	3.02	3.00	0.00	0.00	0.00	0.00	0.00	0.00	6.02	0.00
	<b>Total:3</b>	<b>0.00</b>	<b>3.02</b>	<b>3.00</b>	<b>0.00</b>	<b>616.49</b>	<b>8.79</b>	<b>0.12</b>	<b>0.00</b>	<b>0.00</b>	<b>631.42</b>	<b>16.13</b>
<b>4</b>	<b>Chief Engineer/DS (Border)</b>											
	(a) Tarn Taran	0.00	32.80	19.68	0.00	225.70	16.40	8.20	12.23	0.00	315.01	472.50
	(b) Suburban Amritsar	20.50	39.36	21.63	0.00	180.40	32.80	8.20	9.84	0.00	312.73	619.50
	(c) Gurdaspur	36.90	47.56	32.80	0.00	216.63	24.60	16.40	12.30	0.00	387.19	388.50
	(d) City Amritsar	4.10	12.30	1.64	0.00	21.32	1.65	2.05	1.64	0.00	44.70	31.50
	<b>Total:4</b>	<b>61.50</b>	<b>132.02</b>	<b>75.75</b>	<b>0.00</b>	<b>644.05</b>	<b>75.45</b>	<b>34.85</b>	<b>36.01</b>	<b>0.00</b>	<b>1059.63</b>	<b>1512.00</b>
<b>5</b>	<b>Chief Engineer/DS (West)</b>											
	(a) Bathinda	0.00	0.00	0.00	0.00	345.76	8.18	1.01	1.52	0.00	356.47	0.00
	(b) Ferozepur	0.00	0.00	0.00	0.00	201.22	10.00	0.30	0.48	0.00	212.00	5.00
	(c) Faridkot	0.00	0.00	0.00	0.00	388.40	9.00	0.20	0.40	0.00	398.00	10.00
	(d) Muktsar	0.00	2.00	1.00	0.00	331.51	12.00	0.40	0.60	0.00	347.51	7.00
	(e) Civil Const.Divn.	0.00	0.00	0.00	0.00	1.02	0.00	0.00	0.00	0.00	1.02	0.00
	<b>Total:5</b>	<b>0.00</b>	<b>2.00</b>	<b>1.00</b>	<b>0.00</b>	<b>1267.91</b>	<b>39.18</b>	<b>1.91</b>	<b>3.00</b>	<b>0.00</b>	<b>1315.00</b>	<b>22.00</b>
<b>6</b>	<b>Chief Engineer/Workshop</b>											
	(a) TRW Ludhiana	887.67	1.00	0.10	0.00	0.00	2.15	0.08	0.00	0.00	891.00	12.00
	(b) TRW Patiala	331.84	0.05	0.01	0.00	0.00	0.75	0.05	0.00	0.00	332.70	27.00
	(c) TRW Amritsar	1067.91	6.03	0.29	0.00	0.00	0.00	0.07	0.00	0.00	1074.30	21.00
	<b>Total:-6</b>	<b>2287.42</b>	<b>7.08</b>	<b>0.40</b>	<b>0.00</b>	<b>0.00</b>	<b>2.90</b>	<b>0.20</b>	<b>0.00</b>	<b>0.00</b>	<b>2298.00</b>	<b>60.00</b>
<b>7</b>	<b>CE/S&amp;D (COS) Patiala</b>	<b>6565.40</b>	<b>1.00</b>	<b>0.30</b>	<b>0.00</b>	<b>0.10</b>	<b>12.00</b>	<b>0.10</b>	<b>0.10</b>	<b>0.00</b>	<b>6579.00</b>	<b>44.97</b>
<b>8</b>	<b>CE/RE &amp; APDRP</b>	<b>0.00</b>	<b>0.00</b>	<b>0.00</b>	<b>0.00</b>	<b>0.00</b>	<b>1.05</b>	<b>0.08</b>	<b>0.07</b>	<b>0.00</b>	<b>1.20</b>	<b>0.00</b>
<b>9</b>	<b>CE/Metering</b>	<b>1.80</b>	<b>2.50</b>	<b>0.00</b>	<b>0.00</b>	<b>20.03</b>	<b>0.70</b>	<b>1.00</b>	<b>0.20</b>	<b>0.00</b>	<b>26.23</b>	<b>19.95</b>
<b>10</b>	<b>CE/Civil Design &amp; Const.</b>	<b>0.00</b>	<b>0.52</b>	<b>0.00</b>	<b>0.00</b>	<b>0.00</b>	<b>0.00</b>	<b>0.00</b>	<b>0.00</b>	<b>0.00</b>	<b>0.52</b>	<b>4.11</b>
	<b>Grand Total:-(1 to10)</b>	<b>8917.89</b>	<b>185.04</b>	<b>114.29</b>	<b>0.00</b>	<b>4546.38</b>	<b>247.95</b>	<b>50.89</b>	<b>62.72</b>	<b>0.00</b>	<b>14125.16</b>	<b>1840.91</b>

Sr No.	Name of Officer/Scheme	Plant & Machinery 74.1	Buildings 74.2	Civil Works 74.3	Hydraulic Works 74.4	Lines Cables Net Works 74.5	Vehicles 74.6	Furniture & Fixture 74.7	Office Equipment 74.8	GH-71.5 & 71.6	Total GH-74 & 71.5 & 6	Work Charge Estt. GH-75
1	2	3	4	5	6	7	8	9	10	11	12	13
<b>XIII HEAD OFFICE WORKS</b>												
1	Chief /Administration		3.00	3.00			5.00	1.50	2.00		14.50	
2	CE/Hydel Projects						0.34				0.34	
3	Chief Engineer/Workshop										0.00	
4	Chief Engineer/HRD					0.80	1.75	0.10	0.60		3.25	
5	CE/Commercial						1.60	0.48	0.90		2.98	
6	Chief Engineer/TA & Insp.						0.35	0.10	0.05		0.50	
7	Chief Engineer/EA & Enf.						23.07	5.00	4.00		32.07	
8	CE/Civil Design & Const.		254.05								254.05	4.28
9	Chief Engineer/MM						0.10		0.05		0.15	
10	Chief Engineer/Planning						0.50				0.50	
11	C.A.O.including CAO/Revenue								0.28		0.28	
12	Financial Advisor										0.00	
13	Chief Auditor							0.20			0.20	
14	Chief Cost Controller								0.10		0.10	
15	SE/IT								13.20		13.20	
16	CE/PP&R						0.60				0.60	
<b>Total:(1 To 16)</b>			<b>257.05</b>	<b>3.00</b>		<b>0.80</b>	<b>33.31</b>	<b>7.38</b>	<b>21.18</b>		<b>322.72</b>	<b>4.28</b>

**STATEMENT SHOWING THE DISTRIBUTION OF BUDGET GRANT FOR THE YEAR 2012-13(REVISED ESTIMATES)  
UNDER REVENUE ACCOUNT HEADINGS ESTABLISHMENT & ADMN. EXPENDITURE(GH-75/76)**

(Rs.Lac)

Sr. No.	Controlling Officer	General Administration (Head Quarters)	General Administration (Circle Offices)	Guru Nanak Dev Thermal Plant	Guru Gobind Singh Super Thermal Plant Stage-I,II&III	Guru Hargobind Thermal Plant	Ranjit Sagar Dam Project	UBDC Scheme Stage I&II	Anandpur Sahib Hydel Project	Mukerian Hydel Project	SKPP	Shanan Power House	Transmission Scheme	Distribution Project	SYL	Total Revenue Establishment
1	2	3	4	5	6	7	8	9	10	11	12	13	14	15	16	17
1	Chief Administration															
	(a) Admn. Expenses	88.19														88.19
	(b) Officers	1097.55														1097.55
	(c) Staff(Eng)	3309.32														3309.32
	(d) Misc.Charges	1170.80														1170.80
	(e) SE/IT	290.61														290.61
	<b>Total :1</b>	<b>5956.47</b>														<b>5956.47</b>
2	D.G.(P) / V&S	680.12														680.12
3	Chief Engineer /DS.(North)	302.25	451.10										2087.42	33735.71		36576.48
4	Chief Engineer/DS.(South)	220.48	556.05										4687.40	42527.28		47991.22
5	Chief Engineer/DS.(Central)	209.25	371.59										1898.52	27007.58		29486.95
6	Chief Engineer/DS(Border)	231.50	749.63										6366.36	35918.40		43265.89
7	Chief Engineer/DS(West)	216.51	513.95										2699.21	33353.29		36782.95
8	Chief Engineer/Workshop	170.91	197.20											1551.01		1919.13
9	Chief Engineer/Hydel Projects	195.56					1392.36	1503.19	1576.70	1822.73	57.13	1109.24			21.95	7678.86
10	Chief Engineer/HRD	1112.57														1112.57
11	Chief Engineer /MM	429.89														429.89
12	Chief Engineer/Metering	181.14	69.45											1204.88		1455.48
13	Chief Engineer/GNDTP			11477.19												11477.19
14	Chief Engineer/Commercial	2921.36														2921.36
15	Chief Engineer/O&M,GGSSTP				16865.20											16865.20
16	Chief Engineer/S&D	437.18	285.47											1587.68		2310.32
17	Chief Engineer/Planning	454.44														454.44
18	Chief Engineer /TA&Inspection	1041.49														1041.49
19	C. E./Civil Design&Const.		622.86							551.20				307.57	327.41	1809.04
20	Chief Engineer/EA&Enf.	2199.29														2199.29
21	Chief Engineer/RE&APDRP													464.18		464.18
22	Chief Engineer/GHTP					6483.08										6483.08
23	Chief Engineer/PP&R	396.89														396.89
24	C.A.O	2331.58														2331.58
25	Financial Advisor	727.58														727.58
26	Chief Auditor	2500.69														2500.69
27	Cost Controller	162.21														162.21
	<b>Total</b>	<b>17122.89</b>	<b>3817.31</b>	<b>11477.19</b>	<b>16865.20</b>	<b>6483.08</b>	<b>1392.36</b>	<b>1503.19</b>	<b>1576.70</b>	<b>2373.93</b>	<b>57.13</b>	<b>1109.24</b>	<b>17738.91</b>	<b>177657.59</b>	<b>349.37</b>	<b>259524.10</b>
	ii) Pension Fund	142079.00														142079.00
	iii) Audit Fee	65.00														65.00
	<b>Grand Total</b>	<b>165223.36</b>	<b>3817.31</b>	<b>11477.19</b>	<b>16865.20</b>	<b>6483.08</b>	<b>1392.36</b>	<b>1503.19</b>	<b>1576.70</b>	<b>2373.93</b>	<b>57.13</b>	<b>1109.24</b>	<b>17738.91</b>	<b>177657.59</b>	<b>349.37</b>	<b>407624.56</b>
	<b>Add</b>															
	i) Work-charged Estt.															3724.23
	ii) Reserved for BBMB															10268.00
	iii) Lumpsum Provision															3328.21
	iv) Estt. charges (Direct) As per															6393.00
	<b>Total</b>															<b>431338.00</b>
	<b>Less</b>															
	Transferable to capital															15393.00
	<b>Net</b>															<b>415945.00</b>

The above provisions are inclusive of additional funds allocated as per demands raised by concerned offices after sending the budget proposals.

**CONTROLLING OFFICER/SCHEME-WISE/  
UNDER REVENUE ACCOUNT HEADINGS-ESTT.**

**SUB HEAD-WISE DISTRIBUTION OF BUDGET GRANT  
CHARGES FOR THE YEAR 2012-13 (REVISED BUDGET)**

(Rs in lac)

Sr No	Name of Scheme/Office	Salary 75.1	Over time 75.2	Dearness Allowance 75.3	Other Allowances 75.4	Total (Col.3 to 6) 75.5	Bonus (Sole-cium) 75.5	Other Staff Costs 75.6		Staff Welfare Expenses (Leveries & others) 75.7	Admn. & General Expenses 76.1				Total (Col. 8to15) 76.1	G.Total (Col.7&16)
								Medical	Other/L.T.C.		T.A.	Contingencies	Telephone	Honorarium		
1	2	3	4	5	6	7	8	9	10	11	12	12	14	15	16	17
<b>1</b>	<b>Chief Administration Ombudsman,CHD</b>															
	General Admn.(HQ)	2386.00	0.00	1580.00	176.71	4142.71	10.00	45.35	20.00	39.50	68.50	1179.30	151.50	9.00	1523.15	<b>5665.86</b>
	SE/IT	120.00	0.00	84.00	41.60	245.60	0.50	5.00	10.61	0.50	7.00	20.00	1.40	0.00	45.01	<b>290.61</b>
	<b>Total:1</b>	<b>2506.00</b>	<b>0.00</b>	<b>1664.00</b>	<b>218.31</b>	<b>4388.31</b>	<b>10.50</b>	<b>50.35</b>	<b>30.61</b>	<b>40.00</b>	<b>75.50</b>	<b>1199.30</b>	<b>152.90</b>	<b>9.00</b>	<b>1568.16</b>	<b>5956.47</b>
<b>2</b>	<b>D.G.P/V&amp;S</b>															
	General Admn.(HQ)	<b>350.00</b>	<b>0.00</b>	<b>240.12</b>	<b>70.00</b>	<b>660.12</b>	<b>0.00</b>	<b>3.00</b>	<b>2.00</b>	<b>2.00</b>	<b>4.00</b>	<b>7.00</b>	<b>2.00</b>	<b>0.00</b>	<b>20.00</b>	<b>680.12</b>
<b>3</b>	<b>C.E./DS (North)</b>															
	(a) General Admn.(HQ)	130.00	0.00	100.00	43.75	273.75	0.00	5.00	6.00	2.00	4.00	8.50	2.50	0.50	28.50	<b>302.25</b>
	(b) Circle Offices	217.20	0.00	156.38	39.66	413.24	0.60	6.20	18.30	3.75	2.90	3.60	2.45	0.06	37.86	<b>451.10</b>
	(c) Transmission	1050.00	40.00	700.00	156.87	1946.87	3.00	19.00	45.00	14.00	15.00	40.00	4.55	0.00	140.55	<b>2087.42</b>
	(d) Distribution	16800.00	10.00	12096.00	3067.86	31973.86	14.00	276.00	900.00	205.00	54.00	291.00	21.50	0.35	1761.85	<b>33735.71</b>
	<b>Total:3</b>	<b>18197.20</b>	<b>50.00</b>	<b>13052.38</b>	<b>3308.14</b>	<b>34607.72</b>	<b>17.60</b>	<b>306.20</b>	<b>969.30</b>	<b>224.75</b>	<b>75.90</b>	<b>343.10</b>	<b>31.00</b>	<b>0.91</b>	<b>1968.76</b>	<b>36576.48</b>
<b>4</b>	<b>C.E./DS (South)</b>															
	(a) General Admn. (HQ)	100.00	0.00	72.98	15.00	187.98	0.00	10.00	4.00	0.50	6.00	7.00	5.00	0.00	32.50	<b>220.48</b>
	(b) Circle Offices	262.50	0.00	189.00	51.30	502.80	0.07	15.50	15.20	2.33	8.44	7.40	4.29	0.02	53.25	<b>556.05</b>
	(c) Transmission	2000.00	250.00	1400.00	373.40	4023.40	2.00	470.00	70.00	30.00	30.00	45.00	16.00	1.00	664.00	<b>4687.40</b>
	(d) Distribution	20712.00	30.00	14913.36	4514.14	40169.50	11.00	649.00	711.00	306.00	212.00	388.40	79.00	1.38	2357.78	<b>42527.28</b>
	<b>Total:4</b>	<b>23074.50</b>	<b>280.00</b>	<b>16575.34</b>	<b>4953.84</b>	<b>44883.68</b>	<b>13.07</b>	<b>1144.50</b>	<b>800.20</b>	<b>338.83</b>	<b>256.44</b>	<b>447.80</b>	<b>104.29</b>	<b>2.40</b>	<b>3107.53</b>	<b>47991.22</b>
<b>5</b>	<b>C.E./DS (Central)</b>															<b>0.00</b>
	(a) General Admn. (HQ)	80.00	0.00	56.00	24.00	160.00	0.00	5.00	20.00	6.25	5.00	8.50	4.50	0.00	49.25	<b>209.25</b>
	(b) Circle Offices	169.20	0.00	121.82	26.15	317.17	0.00	5.70	37.50	0.17	2.00	7.15	1.90	0.00	54.42	<b>371.59</b>
	(c) Transmission	900.00	70.00	630.00	169.32	1769.32	1.00	19.00	20.00	4.00	20.00	60.00	5.20	0.00	129.20	<b>1898.52</b>
	(d) Distribution	13515.00	0.00	9730.80	2516.08	25761.88	0.00	355.00	385.00	147.00	31.00	310.00	15.50	2.20	1245.70	<b>27007.58</b>
	<b>Total:5</b>	<b>14664.20</b>	<b>70.00</b>	<b>10538.62</b>	<b>2711.55</b>	<b>28008.37</b>	<b>1.00</b>	<b>384.70</b>	<b>462.50</b>	<b>157.42</b>	<b>58.00</b>	<b>385.65</b>	<b>27.10</b>	<b>2.20</b>	<b>1478.57</b>	<b>29486.95</b>
<b>6</b>	<b>C.E./DS (Border)</b>															<b>0.00</b>
	(a) General Admn. (HQ)	110.00	0.00	78.00	26.00	214.00	0.00	1.50	1.50	0.50	3.00	9.00	2.00	0.00	17.50	<b>231.50</b>
	(b) Circle Offices	345.50	0.00	248.76	55.57	649.83	1.10	24.00	15.00	9.00	13.50	26.00	11.20	0.00	99.80	<b>749.63</b>
	(c) Transmission	3300.00	160.00	2310.00	316.36	6086.36	0.00	65.00	46.00	60.00	22.00	66.00	21.00	0.00	280.00	<b>6366.36</b>
	(d) Distribution	18545.00	0.00	13352.40	2330.00	34227.40	12.00	493.00	347.00	253.00	128.00	390.00	68.00	0.00	1691.00	<b>35918.40</b>
	<b>Total:6</b>	<b>22300.50</b>	<b>160.00</b>	<b>15989.16</b>	<b>2727.93</b>	<b>41177.59</b>	<b>13.10</b>	<b>583.50</b>	<b>409.50</b>	<b>322.50</b>	<b>166.50</b>	<b>491.00</b>	<b>102.20</b>	<b>0.00</b>	<b>2088.30</b>	<b>43265.89</b>

Sr No	Name of Scheme/Office	Salary 75.1	Over time 75.2	Dearness Allowance 75.3	Other Allowances 75.4	Total (Col.3 to 6) 75.5	Bonus/ Generation All. 75.5	Other Staff Costs 75.6		Staff Welfare Expenses (Leveries & others) 75.7	Admn. & General Expenses 76.1				Total (Col. 8 to 15)	G.Total (Col.7&16)
								Medical	Other/ L.T.C.		T.A.	Contingencies	Telephone	Honorarium		
1	2	3	4	5	6	7	8	9	10	11	12	13	14	15	16	17
<b>7</b>	<b>C.E./DS (West)</b>															
	(a) General Admn.(HQ)	120.00	0.00	70.00	13.56	203.56	0.20	2.50	0.00	2.25	1.00	6.00	1.00	0.00	12.95	216.51
	(b) Circle Offices	248.50	0.00	178.92	43.53	470.95	0.00	5.50	12.50	5.20	3.50	13.30	3.00	0.00	43.00	513.95
	(c) Transmission	1307.68	50.00	941.53	263.40	2562.61	0.00	20.00	30.00	28.00	20.00	34.00	4.60	0.00	136.60	2699.21
	(d) Distribution	16720.00	0.00	12038.40	2452.89	31211.29	3.50	260.00	865.00	381.00	54.50	559.00	19.00	0.00	2142.00	33353.29
	<b>Total:7</b>	<b>18396.18</b>	<b>50.00</b>	<b>13228.85</b>	<b>2773.38</b>	<b>34448.41</b>	<b>3.70</b>	<b>288.00</b>	<b>907.50</b>	<b>416.45</b>	<b>79.00</b>	<b>612.30</b>	<b>27.60</b>	<b>0.00</b>	<b>2334.55</b>	<b>36782.95</b>
<b>8</b>	<b>C.E./Workshop</b>															
	(a) General Admn.(HQ)	70.00	0.00	49.00	18.71	137.71	0.10	5.00	15.00	0.10	4.00	7.00	2.00	0.00	33.20	170.91
	(b) Circle Offices	85.96	0.00	61.89	18.85	166.70	0.00	2.30	22.50	0.35	2.50	2.20	0.65	0.00	30.50	197.20
	(c) Distribution	760.00	0.00	539.60	169.01	1468.61	1.40	15.00	38.00	4.70	8.70	12.00	2.60	0.00	82.40	1551.01
	<b>Total:8</b>	<b>915.96</b>	<b>0.00</b>	<b>650.49</b>	<b>206.57</b>	<b>1773.02</b>	<b>1.50</b>	<b>22.30</b>	<b>75.50</b>	<b>5.15</b>	<b>15.20</b>	<b>21.20</b>	<b>5.25</b>	<b>0.00</b>	<b>146.10</b>	<b>1919.13</b>
<b>9</b>	<b>C.E./Hydel Projects</b>															
	(a) General Admn.(HQ)	100.00	0.00	60.00	14.98	174.98	0.00	8.00	2.00	0.08	3.00	7.00	0.50	0.00	20.58	195.56
	(b) R.S.D.Project	670.00	33.00	475.70	109.36	1288.06	0.00	12.00	48.00	8.00	26.00	8.80	1.50	0.00	104.30	1392.36
	(c) UBDC stage I&II	720.00	60.00	511.20	127.49	1418.69	0.00	10.00	55.00	2.00	9.00	7.00	1.50	0.00	84.50	1503.19
	(d) A.S.H.P.	750.00	63.00	532.50	139.60	1485.10	0.00	12.50	62.00	5.00	3.60	7.00	1.50	0.00	91.60	1576.70
	(e) M.H.Project	900.00	78.00	639.00	95.83	1712.83	0.20	11.00	70.00	6.00	7.70	14.00	1.00	0.00	109.90	1822.73
	(f) Micro Hydel Scheme	0.00	0.00	0.00	0.00	0.00	0.00	0.00	0.00	0.00	0.00	0.00	0.00	0.00	0.00	0.00
	(g) Shanana Power House	520.00	27.40	369.20	102.24	1018.84	0.00	6.00	40.00	7.00	3.00	33.60	0.80	0.00	90.40	1109.24
	(h) S.Y.L.	11.00	0.00	7.81	2.14	20.95	0.00	0.00	0.20	0.05	0.10	0.60	0.05	0.00	1.00	21.95
	(i) S.K.P.P.	29.00	0.00	20.59	6.06	55.65	0.00	0.20	0.20	0.10	0.20	0.60	0.18	0.00	1.48	57.13
	<b>Total:-9</b>	<b>3700.00</b>	<b>261.40</b>	<b>2616.00</b>	<b>597.70</b>	<b>7175.10</b>	<b>0.20</b>	<b>59.70</b>	<b>277.40</b>	<b>28.23</b>	<b>52.60</b>	<b>78.60</b>	<b>7.03</b>	<b>0.00</b>	<b>503.76</b>	<b>7678.86</b>
<b>10</b>	<b>C.E./HRD</b>															
	General Admn.(HQ)	320.00	0.00	224.00	100.57	644.57	0.00	10.00	10.00	32.00	45.00	55.00	6.00	310.00	468.00	1112.57
<b>11</b>	<b>C.E./MM</b>															
	General Admn.(HQ)	211.00	0.00	151.92	34.99	397.91	0.20	7.08	4.00	0.20	5.00	13.00	2.50	0.00	31.98	429.89
<b>12</b>	<b>C.E./Metering</b>															
	(a) General Admn.(HQ)	90.00	0.00	63.00	16.04	169.04	0.00	1.00	3.00	0.80	2.00	3.00	2.00	0.30	12.10	181.14
	(b) Circle Offices	29.00	0.00	20.88	11.52	61.40	0.00	1.30	2.10	0.05	2.10	1.30	1.20	0.00	8.05	69.45
	(c) Distribution	615.00	0.00	436.65	82.23	1133.88	0.00	23.00	10.00	3.00	12.00	20.00	3.00	0.00	71.00	1204.88
	<b>Total:12</b>	<b>734.00</b>	<b>0.00</b>	<b>520.53</b>	<b>109.79</b>	<b>1364.32</b>	<b>1.65</b>	<b>25.30</b>	<b>15.10</b>	<b>3.85</b>	<b>16.10</b>	<b>24.30</b>	<b>6.20</b>	<b>0.30</b>	<b>91.15</b>	<b>1455.48</b>

(Rs in lac)

Sr. No.	Name of Scheme/Office	Salary	Over time	Dearness Allowance	Other Allowance	Total (Col.3 to6)	Bonus/Gener-ation All.	Other Staff Costs		Staff Welfare Expenses (Leveries & others)	Admn. & General Expenses				Total (Col. 8to15)	G.Total (Col.7&16)
								75.6			76.1					
								Medical	Other/L.T.C.		T.A.	Contin-gencies	Telephone	Honor-arium		
		75.1	75.2	75.3	75.4		75.5			75.7						
1	2	3	4	5	6	7	8	9	10	11	12	13	14	15	16	17
13	<b>CE/GNDTP</b>	4800.00	0.00	3408.00	650.99	8858.99	1975.00	140.00	380.00	48.00	25.00	47.00	3.00	0.20	2618.20	11477.19
14	<b>C.E./Commercial</b> General Admn.(HQ)	840.00	0.00	588.00	125.36	1553.36	0.00	6.00	30.00	1.00	25.00	1300.00	6.00	0.00	1368.00	2921.36
15	<b>C.E./O&amp;M GGSSTP</b>	6370.00	0.00	4522.70	875.32	11768.02	4343.00	71.00	410.00	37.00	48.00	185.00	3.18	0.00	5097.18	16865.20
16	<b>C.E./S&amp;D</b>															
	(a) General Admn.(HQ)	210.00	0.00	148.00	53.68	411.68	0.00	9.00	3.00	0.50	6.00	6.00	1.00	0.00	25.50	437.18
	(b) Circle Offices	143.40	0.00	103.25	22.92	269.57	0.00	2.25	1.40	0.35	3.20	8.00	0.70	0.00	15.90	285.47
	(c) Distribution	710.00	0.00	504.10	276.88	1490.98	1.50	10.00	30.00	17.00	13.00	20.00	4.00	1.20	96.70	1587.68
	<b>Total:16</b>	<b>1063.40</b>	<b>0.00</b>	<b>755.35</b>	<b>353.48</b>	<b>2172.23</b>	<b>1.50</b>	<b>21.25</b>	<b>34.40</b>	<b>17.85</b>	<b>22.20</b>	<b>34.00</b>	<b>5.70</b>	<b>1.20</b>	<b>138.10</b>	<b>2310.32</b>
17	<b>C.E./Planning</b> General Admn.(HQ)	230.00	0.00	161.00	38.24	429.24	0.50	10.00	10.00	0.20	1.00	3.00	0.50	0.00	25.20	454.44
18	<b>C.E./TA &amp; Inspection</b> General Admn.(HQ)	490.00	0.00	319.00	102.19	911.19	0.00	12.00	18.00	0.80	53.00	44.00	2.00	0.50	130.30	1041.49
19	<b>C.E./Civil Dgn &amp; Const.</b>															
	(a) Circle Offices	270.00	0.00	191.70	47.81	509.51	0.00	7.60	9.90	0.60	1.50	92.85	0.90	0.00	113.35	622.86
	(b) M.H. Project	270.00	0.00	191.70	31.75	493.45	0.00	4.00	40.00	1.55	8.00	4.00	0.20	0.00	57.75	551.20
	(c) Distribution	144.90	0.00	102.88	35.69	283.47	0.00	6.00	7.50	0.30	4.80	4.35	1.15	0.00	24.10	307.57
	(d)SYL	166.00	0.00	117.86	33.95	317.81	0.00	1.30	0.40	0.20	1.90	5.05	0.75	0.00	9.60	327.41
	<b>Total:19</b>	<b>850.90</b>	<b>0.00</b>	<b>604.14</b>	<b>149.20</b>	<b>1604.24</b>	<b>0.00</b>	<b>18.90</b>	<b>57.80</b>	<b>2.65</b>	<b>16.20</b>	<b>106.25</b>	<b>3.00</b>	<b>0.00</b>	<b>204.80</b>	<b>1809.04</b>
20	<b>C.E./EA &amp; Enforcement</b> General Admn.(HQ)	1150.00	0.00	805.00	96.29	2051.29	0.50	15.00	21.00	2.00	26.00	80.00	3.00	0.50	148.00	2199.29
21	<b>C.E./RE &amp; APDRP</b> Distribution	220.00	0.00	156.20	63.98	440.18	0.00	6.00	4.00	1.00	4.00	7.00	2.00	0.00	24.00	464.18

Sr. No.	Name of Scheme/Office	Salary 75.1	Over time 75.2	Dearness Allowance 75.3	Other Allowance 75.4	Total (Col.3 to 6) 75.5	Bonus/Gener-ation All. 75.5	Other Staff Costs 75.6		Staff Welfare Expenses (Leveries & others) 75.7	Admn. & General Expenses 76.1				Total (Col. 8to15)	G.Total (Col.7&16)	
								Medical	Other/L.T.C.		T.A.	Contin-gencies	Telephon	Honor-arium			
1	2	3	4	5	6	7	8	9	10	11	12	13	14	15	16	17	
22	<b>C.E./O&amp;M,GHTP</b>	2420.00	0.00	1718.20	431.88	4570.08	1500.00	34.00	230.00	6.00	20.00	120.00	3.00	0.00	1913.00	6483.08	
23	<b>CAO</b>																
	General Admn.(HQ)	1200.00	0.00	840.00	219.58	2259.58	0.50	11.00	6.00	1.50	8.00	42.00	2.00	1.00	72.00	2331.58	
24	<b>Financial Advisor</b>																
	General Admn.(HQ)	380.00	0.00	245.00	76.58	701.58	0.50	5.00	4.00	2.00	4.00	5.00	4.00	1.50	26.00	727.58	
25	<b>Chief Auditor</b>																
	General Admn.(HQ)	1380.00	0.00	897.00	104.54	2381.54	0.00	21.00	42.00	2.15	0.00	50.00	3.00	1.00	119.15	2500.69	
26	<b>Cost Controller&amp;Reduction</b>																
	General Admn.(HQ)	85.00	0.00	55.00	17.21	157.21	0.00	2.00	0.00	0.10	0.40	2.20	0.30	0.00	5.00	162.21	
27	<b>CE/PP&amp;R</b>	180.00	0.00	126.00	37.94	343.94	0.05	2.00	4.00	0.40	4.00	40.40	2.00	0.10	52.95	396.89	
	<b>Grand Total (1to27)</b>	<b>127028.84</b>	<b>871.40</b>	<b>90652.00</b>	<b>21155.55</b>	<b>239731.79</b>	<b>7884.07</b>	<b>3259.78</b>	<b>5214.81</b>	<b>1694.03</b>	<b>1106.04</b>	<b>5744.10</b>	<b>516.75</b>	<b>330.81</b>	<b>25748.74</b>	<b>265480.57</b>	
1	<b>Chief Admiinistration</b>	<b>GENERAL ADMN.(HEAD QUARTER) SCHEMWISE</b>															
	(a) Admn. Expenses	36.00	0.00	26.00	7.19	69.19	0.00	5.00	0.00	0.00	8.00	5.00	0.00	1.00	19.00	88.19	
	(b) Officers	530.00	0.00	371.00	31.33	932.33	0.00	10.00	0.00	0.00	10.00	100.00	1.00	4.00	125.00	1057.33	
	(c) Ombudsman, Chd.	20.00	0.00	13.00	2.87	35.87	0.00	0.35	0.00	0.00	0.50	3.00	0.50	0.00	4.35	40.22	
	(d) Staff (Non Gazetted)	1800.00	0.00	1170.00	135.32	3105.32	10.00	30.00	20.00	10.00	15.00	115.00	0.00	4.00	204.00	3309.32	
	(e) Misc. Charges	0.00	0.00	0.00	0.00	0.00	0.00	0.00	0.00	29.50	35.00	956.30	150.00	0.00	1170.80	1170.80	
	(f) SE/IT	120.00	0.00	84.00	41.60	245.60	0.50	5.00	10.61	0.50	7.00	20.00	1.40	0.00	45.01	290.61	
	<b>Total :1</b>	<b>2506.00</b>	<b>0.00</b>	<b>1664.00</b>	<b>218.31</b>	<b>4388.31</b>	<b>10.50</b>	<b>50.35</b>	<b>30.61</b>	<b>40.00</b>	<b>75.50</b>	<b>1199.30</b>	<b>152.90</b>	<b>9.00</b>	<b>1568.16</b>	<b>5956.47</b>	
2	I.G.(P) / V&S	350.00	0.00	240.12	70.00	660.12	0.00	3.00	2.00	2.00	4.00	7.00	2.00	0.00	20.00	680.12	
3	CE/DS.(North)	130.00	0.00	100.00	43.75	273.75	0.00	5.00	6.00	2.00	4.00	8.50	2.50	0.50	28.50	302.25	
4	CE/DS.(South)	100.00	0.00	72.98	15.00	187.98	0.00	10.00	4.00	0.50	6.00	7.00	5.00	0.00	32.50	220.48	
5	Er-in-Chief/DS.(Central)	80.00	0.00	56.00	24.00	160.00	0.00	5.00	20.00	6.25	5.00	8.50	4.50	0.00	49.25	209.25	
6	CE/DS(Border)	110.00	0.00	78.00	26.00	214.00	0.00	1.50	1.50	0.50	3.00	9.00	2.00	0.00	17.50	231.50	
7	CE/DS.(West)	120.00	0.00	70.00	13.56	203.56	0.20	2.50	0.00	2.25	1.00	6.00	1.00	0.00	12.95	216.51	
8	CE/Workshop	70.00	0.00	49.00	18.71	137.71	0.10	5.00	15.00	0.10	4.00	7.00	2.00	0.00	33.20	170.91	
9	CE/Hydel Project	100.00	0.00	60.00	14.98	174.98	0.00	8.00	2.00	0.08	3.00	7.00	0.50	0.00	20.58	195.56	



Sr No	Name of Scheme/Office	Salary 75.1	Over time 75.2	Dearness Allowance 75.3	Other Allowance 75.4	Total (Col.3 to 6) 75.5	Bonus/ Generation All. 75.5	Other Staff Costs 75.6		Staff Welfare Expenses (Leveries & others) 75.7	Admn. & General Expenses 76.1				Total (Col. 8to15)	G.Total (Col.7&16)
								Medical	Other/ L.T.C.		T.A.	Contingencies	Telephone	Honorarium		
1	2	3	4	5	6	7	8	9	10	11	12	13	14	15	16	17
<b>10</b>	<b>Chief Engineer/HRD</b>														(Rs.in Lac.)	
a)	Estt.Section	30.00	0.00	21.00	10.00	61.00	0.00	3.00	4.00	9.00	3.00	4.00	1.00	300.00	324.00	385.00
b)	Dy.General Manager XEN/Co ordination	255.00	0.00	178.00	78.00	511.00	0.00	4.00	6.00	0.50	31.30	21.00	4.15	10.00	76.95	587.95
		35.00	0.00	25.00	12.57	72.57	0.00	3.00	0.00	22.50	0.70	40.00	0.85	0.00	67.05	139.62
	<b>Total:-10</b>	<b>320.00</b>	<b>0.00</b>	<b>224.00</b>	<b>100.57</b>	<b>644.57</b>	<b>0.00</b>	<b>10.00</b>	<b>10.00</b>	<b>32.00</b>	<b>35.00</b>	<b>65.00</b>	<b>6.00</b>	<b>310.00</b>	<b>468.00</b>	<b>1112.57</b>
11	Chief Engineer /MM	211.00	0.00	151.92	34.99	397.91	0.20	7.08	4.00	0.20	5.00	13.00	2.50	0.00	31.98	429.89
12	Er-in-Chief/Metering	90.00	0.00	63.00	16.04	169.04	0.00	1.00	3.00	0.80	2.00	3.00	2.00	0.30	12.10	181.14
13	CE/Commercial	840.00	0.00	588.00	125.36	1553.36	0.00	6.00	30.00	1.00	25.00	1300.00	6.00	0.00	1368.00	2921.36
14	Chief Engineer/S&D	210.00	0.00	148.00	53.68	411.68	0.00	9.00	3.00	0.50	6.00	6.00	1.00	0.00	25.50	437.18
15	Chief Engineer/Planning	230.00	0.00	161.00	38.24	429.24	0.50	10.00	10.00	0.20	1.00	3.00	0.50	0.00	25.20	454.44
	<b>16 CE /TA &amp; Insp.</b>															
a)	Chief Office	45.00	0.00	29.00	12.00	86.00	0.00	1.00	2.00	0.10	0.75	3.00	0.30	0.15	7.30	93.30
b)	SE/TA	105.00	0.00	68.00	20.00	193.00	0.00	7.50	6.00	0.10	3.75	26.00	0.35	0.05	43.75	236.75
c)	SE/TA(Civil)	42.00	0.00	27.00	14.00	83.00	0.00	1.00	3.50	0.05	1.50	7.00	0.45	0.20	13.70	96.70
d)	SE/MS	126.00	0.00	82.00	24.00	232.00	0.00	1.25	2.50	0.05	43.00	2.00	0.45	0.10	49.35	281.35
e)	SE/Energy Conservation	172.00	0.00	113.00	32.19	317.19	0.00	1.25	4.00	0.50	4.00	6.00	0.45	0.00	16.20	333.39
	<b>Total:-16</b>	<b>490.00</b>	<b>0.00</b>	<b>319.00</b>	<b>102.19</b>	<b>911.19</b>		<b>12.00</b>	<b>18.00</b>	<b>0.80</b>	<b>53.00</b>	<b>44.00</b>	<b>2.00</b>	<b>0.50</b>	<b>130.30</b>	<b>1041.49</b>
17	CE/EA & Enf.	1150.00	0.00	805.00	96.29	2051.29	0.50	15.00	21.00	2.00	26.00	80.00	3.00	0.50	148.00	2199.29
18	CAO	1200.00	0.00	840.00	219.58	2259.58	0.50	11.00	6.00	1.50	8.00	42.00	2.00	1.00	72.00	2331.58
19	Financial/Advisor	380.00	0.00	245.00	76.58	701.58	0.50	5.00	4.00	2.00	4.00	5.00	4.00	1.50	26.00	727.58
20	Chief Auditor	1380.00	0.00	897.00	104.54	2381.54	0.00	21.00	42.00	2.15	0.00	50.00	3.00	1.00	119.15	2500.69
21	Cost Controller	85.00	0.00	55.00	17.21	157.21	0.00	2.00	0.00	0.10	0.40	2.20	0.30	0.00	5.00	162.21
22	CE/PP&R	180.00	0.00	126.00	37.94	343.94	0.05	2.00	4.00	0.40	4.00	40.40	2.00	0.10	52.95	396.89
	<b>Grand Total:-(1to22)</b>	<b>10332.00</b>	<b>0.00</b>	<b>7013.02</b>	<b>1467.52</b>	<b>18812.54</b>	<b>13.05</b>	<b>201.43</b>	<b>236.11</b>	<b>97.33</b>	<b>274.90</b>	<b>2912.90</b>	<b>206.70</b>	<b>324.40</b>	<b>4266.82</b>	<b>23079.36</b>
	<b>GENERAL ADMN (CIRCLE OFFICES)</b>															
<b>1</b>	<b>CE/DS (North)</b>															
(a)	Kapurthala	46.00	0.00	33.12	7.78	86.90	0.00	1.40	1.00	0.10	1.00	1.00	0.60	0.00	5.10	92.00
(b)	Jalandhar	60.60	0.00	43.63	11.21	115.44	0.40	3.00	3.00	2.60	0.70	1.00	0.90	0.06	11.66	127.10
(c)	Hoshiarpur	62.60	0.00	45.07	11.58	119.25	0.00	0.60	4.50	0.75	0.50	0.30	0.10	0.00	6.75	126.00
(d)	Nawanshehar	34.00	0.00	24.48	5.62	64.10	0.20	1.00	4.00	0.20	0.50	0.50	0.50	0.00	6.90	71.00
(e)	P&M Circle	14.00	0.00	10.08	3.47	27.55	0.00	0.20	5.80	0.10	0.20	0.80	0.35	0.00	7.45	35.00
	<b>Total:1</b>	<b>217.20</b>	<b>0.00</b>	<b>156.38</b>	<b>39.66</b>	<b>413.24</b>	<b>0.60</b>	<b>6.20</b>	<b>18.30</b>	<b>3.75</b>	<b>2.90</b>	<b>3.60</b>	<b>2.45</b>	<b>0.06</b>	<b>37.86</b>	<b>451.10</b>
<b>2</b>	<b>CE/DS (South)</b>															
(a)	Sangrur	51.00	0.00	36.72	9.56	97.28	0.00	4.50	3.00	0.20	2.46	2.00	0.80	0	12.96	110.24
(b)	Barnala	51.50	0.00	37.08	11.28	99.86	0.00	4.00	2.00	0.69	2.00	1.00	0.69	0	10.38	110.24
(c)	Patiala	53.00	0.0	38.16	11.42	102.58	0.07	2.00	1.20	0.61	0.98	1.40	1.40	0.00	7.66	110.24
(d)	Ropar	52.00	0.00	37.44	8.87	98.31	0.00	3.00	5.00	0.53	2.00	1.00	0.40	0.00	11.93	110.24
(e)	Mohali	55.00	0.00	39.60	10.17	104.77	0.00	2.00	4.00	0.30	1.00	2.00	1.00	0.02	10.32	115.09
	<b>Total:2</b>	<b>262.50</b>	<b>0.00</b>	<b>189.00</b>	<b>51.30</b>	<b>502.80</b>	<b>0.07</b>	<b>15.50</b>	<b>15.20</b>	<b>2.33</b>	<b>8.44</b>	<b>7.40</b>	<b>4.29</b>	<b>0.02</b>	<b>53.25</b>	<b>556.05</b>

Sr No	Name of Scheme/Office	Salary 75.1	Over time 75.2	Dearness Allowance 75.3	Other Allowances 75.4	Total (Col.3 to 6) 7	Bonus 75.5	Other Staff Costs 75.6		Staff Welfare Expenses (Leveries & others) 75.7	Admn. & General Expenses 76.1				Total (Col. 8to15) 16	G.Total (Col.7 & 16) 17
								Medical	Other/L.T.C.		T.A.	Contingencies	Telephone	Honorarium		
1	2	3	4	5	6	7	8	9	10	11	12	13	14	15	16	17
<b>3</b>	<b>CE/DS (Central)</b>														(Rs.in Lac.)	
	(a) Khanna	40.00	0.00	28.80	5.80	74.60	0.00	1.00	22.00	0.10	0.60	2.25	0.45	0.00	26.40	101.00
	(b) (Sub.)Ludhiana	31.00	0.00	22.32	5.40	58.72	0.00	1.00	8.00	0.03	0.50	1.30	0.45	0.00	11.28	70.00
	(c) (West) Ludhiana	35.00	0.00	25.20	5.70	65.90	0.00	1.00	3.50	0.00	0.30	1.00	0.30	0.00	6.10	72.00
	(d)(East) Ludhiana	37.20	0.00	26.78	5.97	69.95	0.00	1.20	3.00	0.04	0.30	1.60	0.50	0.00	6.64	76.59
	(e) P&M Circle	26.00	0.00	18.72	3.28	48.00	0.00	1.50	1.00	0.00	0.30	1.00	0.20	0.00	4.00	52.00
	<b>Total:3</b>	<b>169.20</b>	<b>0.00</b>	<b>121.82</b>	<b>26.15</b>	<b>317.17</b>	<b>0.00</b>	<b>5.70</b>	<b>37.50</b>	<b>0.17</b>	<b>2.00</b>	<b>7.15</b>	<b>1.90</b>	<b>0.00</b>	<b>54.42</b>	<b>371.59</b>
<b>4</b>	<b>CE/DS (Border)</b>															
	(a) City Amritsar	97.00	0.00	69.84	18.60	185.44	0.00	5.00	2.00	1.00	1.50	6.00	3.00	0.00	18.50	203.94
	(b) Suburban Amritsar	95.00	0.00	68.40	15.85	179.25	0.40	7.00	5.00	3.00	5.00	8.00	4.00	0.00	32.40	211.65
	(c) Gurdaspur	72.00	0.00	51.84	9.31	133.15	0.00	5.00	3.00	2.00	3.00	6.00	2.20	0.00	21.20	154.35
	(d) Tarn Taran	81.50	0.00	58.68	11.81	151.99	0.70	7.00	5.00	3.00	4.00	6.00	2.00	0.00	27.70	179.69
	<b>Total:4</b>	<b>345.50</b>	<b>0.00</b>	<b>248.76</b>	<b>55.57</b>	<b>649.83</b>	<b>1.10</b>	<b>24.00</b>	<b>15.00</b>	<b>9.00</b>	<b>13.50</b>	<b>26.00</b>	<b>11.20</b>	<b>0.00</b>	<b>99.80</b>	<b>749.63</b>
<b>5</b>	<b>CE/DS (West)</b>															
	(a) Bathinda	53.00	0.00	38.16	8.84	100.00	0.00	2.80	2.00	1.10	0.40	5.00	0.70	0.00	12.00	112.00
	(b) Mukatsar	73.00	0.00	52.56	11.44	137.00	0.00	0.40	5.00	0.20	1.00	2.00	0.40	0.00	9.00	146.00
	(c) Faridkot	55.00	0.00	39.60	9.10	103.70	0.00	1.30	3.50	3.00	1.00	3.50	1.00	0.00	13.30	117.00
	(d) Ferozepur	47.00	0.00	33.84	10.36	91.20	0.00	0.50	1.50	0.90	0.80	2.50	0.40	0.00	6.60	97.80
	(e) P&M Bathinda	20.50	0.00	14.76	3.79	39.05	0.00	0.50	0.50	0.00	0.30	0.30	0.50	0.00	2.10	41.15
	<b>Total:5</b>	<b>248.50</b>	<b>0.00</b>	<b>178.92</b>	<b>43.53</b>	<b>470.95</b>	<b>0.00</b>	<b>5.50</b>	<b>12.50</b>	<b>5.20</b>	<b>3.50</b>	<b>13.30</b>	<b>3.00</b>	<b>0.00</b>	<b>43.00</b>	<b>513.95</b>
<b>6</b>	<b>CE/Workshop</b>															
	(a) TRW Ludhiana	35.16	0.00	25.32	7.22	67.70	0.00	1.00	9.00	0.10	1.40	0.50	0.30	0.00	12.30	80.00
	(b) TRW Amritsar	23.70	0.00	17.06	4.69	45.45	0.00	0.50	7.50	0.20	0.50	0.90	0.15	0.00	9.75	55.20
	(c) TRW Patiala	27.10	0.00	19.51	6.94	53.55	0.00	0.80	6.00	0.05	0.60	0.80	0.20	0.00	8.45	62.00
	<b>Total:-6</b>	<b>85.96</b>	<b>0.00</b>	<b>61.89</b>	<b>18.85</b>	<b>166.70</b>	<b>0.00</b>	<b>2.30</b>	<b>22.50</b>	<b>0.35</b>	<b>2.50</b>	<b>2.20</b>	<b>0.65</b>	<b>0.00</b>	<b>30.50</b>	<b>197.20</b>
<b>7</b>	<b>CE/Metering</b>															
	Circle,Jalandhar	29.00	0.00	20.88	11.52	61.40	0.00	1.30	2.10	0.05	2.10	1.30	1.20	0.00	8.05	69.45
<b>8</b>	<b>Chief Engineer/S&amp;D</b>															
	(a)SE/S&D Ludhiana	33.40	0.00	24.05	5.12	62.57	0.00	1.00	0.40	0.10	1.20	4.00	0.20	0.00	6.90	69.47
	(b)SE/S&D,Patiala	110.00	0.00	79.20	17.80	207.00	0.00	1.25	1.00	0.25	2.00	4.00	0.50	0.00	9.00	216.00
	<b>Total:-8</b>	<b>143.40</b>	<b>0.00</b>	<b>103.25</b>	<b>22.92</b>	<b>269.57</b>	<b>0.00</b>	<b>2.25</b>	<b>1.40</b>	<b>0.35</b>	<b>3.20</b>	<b>8.00</b>	<b>0.70</b>	<b>0.00</b>	<b>15.90</b>	<b>285.47</b>
<b>9</b>	<b>CE/Civil Design &amp; Const.</b>															
	(a)SE/Civil Mtc.& Pole W/S & MDI	56.00	0.00	39.76	8.99	104.75	0.00	2.00	1.00	0.10	0.70	0.85	0.50	0.00	5.15	109.90
	(b) SE/Civil Mtc Cell-I & II & Pilot Workshop	214.00	0.00	151.94	38.82	404.76	0.00	5.60	8.90	0.50	0.80	92.00	0.40	0.00	108.20	512.96
	<b>Total:-9</b>	<b>270.00</b>	<b>0.00</b>	<b>191.70</b>	<b>47.81</b>	<b>509.51</b>	<b>0.00</b>	<b>7.60</b>	<b>9.90</b>	<b>0.60</b>	<b>1.50</b>	<b>92.85</b>	<b>0.90</b>	<b>0.00</b>	<b>113.35</b>	<b>622.86</b>
	<b>Grand Total:-(1 to 9)</b>	<b>1771.26</b>	<b>0.00</b>	<b>1272.60</b>	<b>317.31</b>	<b>3361.17</b>	<b>1.77</b>	<b>70.35</b>	<b>134.40</b>	<b>21.80</b>	<b>39.64</b>	<b>161.80</b>	<b>26.29</b>	<b>0.08</b>	<b>456.13</b>	<b>3817.31</b>

Sr. No.	Name of Scheme/Office	Salary	Over time	Dearness Allowance	Other Allowances	Total (Col.3 to 6)	Bonus/ Generation All.	Other Staff Costs		Staff Welfare Expenses (Leveries & others)	Admn. & General Expenses				Total (Col. 8to15)	G.Total (Col.7&16)	
								75.6			76.1						
		75.1	75.2	75.3	75.4		75.5	Medical	Other/ L.T.C.	75.7	T.A.	Contingencies	Telephone	Honorarium			
1	2	3	4	5	6	7	8	9	10	11	12	13	14	15	16	17	
		<b>III GURU NANAK DEV THERMAL PLANT</b>														(Rs.in Lac.)	
III	CE/GNDTP	4800.00	0.00	3408.00	650.99	8858.99	1975.00	140.00	380.00	48.00	25.00	47.00	3.00	0.20	2618.20	11477.19	
		<b>IV GURU GOBIND SINGH SUPER THERMAL PLANT</b>															
IV	CE/O&M,GGSSTP	6370.00	0.00	4522.70	875.32	11768.02	4343.00	71.00	410.00	37.00	48.00	185.00	3.18	0.00	5097.18	16865.20	
		<b>V GURU HARGOBIND THERMAL PLANT</b>															
V	CE/O&M,GHTP	2420.00	0.00	1718.2	431.88	4570.08	1500.00	34.00	230.00	6.00	20.00	120.00	3.00	0.00	1913.00	6483.08	
		<b>VI RANJIT SAGAR DAM PROJECT</b>															
VI	CE/Hydel Projects R.S.D Project	670.00	33.00	475.70	109.36	1288.06	0.00	12.00	48.00	8.00	26.00	8.80	1.50	0.00	104.30	1392.36	
		<b>VII UBDC SCHEME STAGE I&amp;II</b>															
VII	CE/Hydel Projects SE/U.B.D.C. Scheme Stage I&II RE Office	720.00	60.00	511.20	127.49	1418.69	0.00	10.00	55.00	2.00	9.00	7.00	1.50	0.00	84.50	1503.19	
		<b>VIII ANANDPUR SAHIB HYDEL PROJECT</b>															
VIII	CE/Hydel Projects SE/G Circle,Anandpur Sahib	750.00	63.00	532.50	139.60	1485.10	0.00	12.50	62.00	5.00	3.60	7.00	1.50	0.00	91.60	1576.70	
		<b>IX MUKERIAN HYDEL PROJECT</b>															
1	<b>C.E./Hydel Projects</b> SE/O&M Circle,Talwara	900.00	78.00	639.00	95.83	1712.83	0.20	11.00	70.00	6.00	7.70	14.00	1.00	0.00	109.90	1822.73	
2	<b>C.E./Civil Design &amp; Const.</b> SE/Civil Const. Circle Shahpurkandi Power House	270.00	0.00	191.70	31.75	493.45	0.00	4.00	40.00	1.55	8.00	4.00	0.20	0.00	57.75	551.20	
<b>Total:(1+2)</b>		<b>1170.00</b>	<b>78.00</b>	<b>830.70</b>	<b>127.58</b>	<b>2206.28</b>	<b>0.20</b>	<b>15.00</b>	<b>110.00</b>	<b>7.55</b>	<b>15.70</b>	<b>18.00</b>	<b>1.20</b>	<b>0.00</b>	<b>167.65</b>	<b>2373.93</b>	
		<b>X SHANAN POWER HOUSE</b>															
	<b>C.E./Hydel Project</b> SE/Shanan Power House Joginder Nagar	520.00	27.40	369.20	102.24	1018.84	0.00	6.00	40.00	7.00	3.00	33.60	0.80	0.00	90.40	1109.24	
		<b>XI S.K.P.P.</b>															
	CE/Hydel Projects Shahpur Kandi Power Project	29.00	0	20.59	6.06	55.65	0.00	0.20	0.20	0.10	0.20	0.60	0.18	0.00	1.48	57.13	

Sr. No.	Name of Scheme/Office	Salary	Over time	Dearness Allowance	Other Allowances	Total (Col .3to6)	Bonus/ Generation All.	Other Staff Costs		Staff Welfare Expenses (Leveries & others)	Chief Adminnstration & General Expenses				Total (Col. 8 to15)	G.Total (Col.7&16)
								75.6			76.1					
								Medical	Other/ L.T.C.		T.A.	Contingencies	Telephone	Honorarium		
		75.1	75.2	75.3	75.4	75.5			75.7							
1	2	3	4	5	6	7	8	9	10	11	12	13	14	15	16	17
1	<b>CE/DS (North)</b>	<b>XI TRANSMISSION SCHEME</b>														
	P&M Circle	1050.00	40.00	700.00	156.87	1946.87	3.00	19.00	45.00	14.00	15.00	40.00	4.55	0.00	140.55	2087.42
	<b>Total:1</b>	<b>1050.00</b>	<b>40.00</b>	<b>700.00</b>	<b>156.87</b>	<b>1946.87</b>	<b>3.00</b>	<b>19.00</b>	<b>45.00</b>	<b>14.00</b>	<b>15.00</b>	<b>40.00</b>	<b>4.55</b>	<b>0.00</b>	<b>140.55</b>	<b>2087.42</b>
2	<b>CE/DS (South)</b>															
	(a) Patiala	711.00	125.00	500.00	190.00	1526.00	2.00	225.00	20.00	8.00	7.00	10.00	4.00	1.00	277.00	1803.00
	(b) Sangrur	411.00	25.00	280.00	60.00	776.00	0.00	100.00	30.00	7.00	8.00	12.00	3.00	0.00	160.00	936.00
	(c) Ropar	271.00	30.00	190.00	40.00	531.00	0.00	40.00	5.00	4.00	4.00	6.00	2.00	0.00	61.00	592.00
	(d) Barnala	436.00	50.00	300.00	70.00	856.00	0.00	45.00	5.00	5.00	5.00	6.00	2.00	0.00	68.00	924.00
	(e) Mohali	171.00	20.00	130.00	13.40	334.40	0.00	60.00	10.00	6.00	6.00	6.00	11.00	5.00	0.00	98.00
	<b>Total:2</b>	<b>2000.00</b>	<b>250.00</b>	<b>1400.00</b>	<b>373.40</b>	<b>4023.40</b>	<b>2.00</b>	<b>470.00</b>	<b>70.00</b>	<b>30.00</b>	<b>30.00</b>	<b>45.00</b>	<b>16.00</b>	<b>1.00</b>	<b>664.00</b>	<b>4687.40</b>
3	<b>CE/DS (Central)</b>															
	P&M Circle	900.00	70.00	630.00	169.32	1769.32	1.00	19.00	20.00	4.00	20.00	60.00	5.20	0.00	129.20	1898.52
	<b>Total:3</b>	<b>900.00</b>	<b>70.00</b>	<b>630.00</b>	<b>169.32</b>	<b>1769.32</b>	<b>1.00</b>	<b>19.00</b>	<b>20.00</b>	<b>4.00</b>	<b>20.00</b>	<b>60.00</b>	<b>5.20</b>	<b>0.00</b>	<b>129.20</b>	<b>1898.52</b>
4	<b>CE/DS (Border)</b>															
	(a) Tarn Taran	644.00	60.00	424.00	112.36	1240.36	0.00	12.00	11.00	11.00	5.00	12.00	3.00	0.00	54.00	1294.36
	(b) Suburban Amritsar	915.00	64.00	648.00	128.00	1755.00	0.00	25.00	11.00	25.00	5.00	21.00	6.00	0.00	93.00	1848.00
	(c) Gurdaspur	1660.00	28.00	1200.00	60.00	2948.00	0.00	23.00	21.00	21.00	10.00	31.00	10.00	0.00	116.00	3064.00
	(d) City Amritsar	81.00	8.00	38.00	16.00	143.00	0.00	5.00	3.00	3.00	2.00	2.00	2.00	0.00	17.00	160.00
	<b>Total:4</b>	<b>3300.00</b>	<b>160.00</b>	<b>2310.00</b>	<b>316.36</b>	<b>6086.36</b>	<b>0.00</b>	<b>65.00</b>	<b>46.00</b>	<b>60.00</b>	<b>22.00</b>	<b>66.00</b>	<b>21.00</b>	<b>0.00</b>	<b>280.00</b>	<b>6366.36</b>
5	<b>C/DS (West)</b>															
	P&M Circle	1307.68	50.00	941.53	263.40	2562.61	0.00	20.00	30.00	28.00	20.00	34.00	4.60	0.00	136.60	2699.21
	<b>Total:5</b>	<b>1307.68</b>	<b>50.00</b>	<b>941.53</b>	<b>263.40</b>	<b>2562.61</b>	<b>0.00</b>	<b>20.00</b>	<b>30.00</b>	<b>28.00</b>	<b>20.00</b>	<b>34.00</b>	<b>4.60</b>	<b>2.51</b>	<b>136.60</b>	<b>2699.21</b>
	<b>Grand Total:-(1 to 5)</b>	<b>8557.68</b>	<b>570.00</b>	<b>5981.53</b>	<b>1279.35</b>	<b>16388.56</b>	<b>6.00</b>	<b>593.00</b>	<b>211.00</b>	<b>136.00</b>	<b>107.00</b>	<b>218.80</b>	<b>56.61</b>	<b>2.51</b>	<b>1350.35</b>	<b>17738.91</b>

Sr. No.	Name of Scheme/Office	Salary 75.1	Over time 75.2	Dearness Allowance 75.3	Other Allowances 75.4	Total (Col.3 to 6) 7	Bonus/Genera- tion All. 75.5	Other Staff Costs 75.6		Staff Welfare Expenses (Leveries & others) 75.7	Admn. & General Expenses 76.1				Total (Col. 8to15) 16	G.Total (Col.7&16) 17
								Medical	Other/ L.T.C.		T.A.	Contin- gencies	Telephone	Honor- arium		
<b>XII DISTRIBUTION SCHEME</b>															(Rs.in Lac.)	
1	<b>CE/DS (North)</b>															
	(a) Kapurthala	3800.00	0.00	2736.00	727.00	7263.00	8.00	60.00	70.00	13.00	15.00	100.00	4.00	0.00	270.00	7533.00
	(b) Jalandhar	3900.00	6.00	2808.00	797.90	7511.90	0.00	60.00	15.00	30.00	7.00	68.00	6.00	0.10	186.10	7698.00
	(c) Nawanshehar	3500.00	0.00	2520.00	506.51	6526.51	6.00	80.00	315.00	22.00	8.00	100.00	5.00	0.20	536.20	7062.71
	(d) Hoshiarpur	5600.00	4.00	4032.00	1036.45	10672.45	0.00	76.00	500.00	140.00	24.00	23.00	6.50	0.05	769.55	11442.00
	<b>Total:1</b>	<b>16800.00</b>	<b>10.00</b>	<b>12096.00</b>	<b>3067.86</b>	<b>31973.86</b>	<b>14.00</b>	<b>276.00</b>	<b>900.00</b>	<b>205.00</b>	<b>54.00</b>	<b>291.00</b>	<b>21.50</b>	<b>0.35</b>	<b>1761.85</b>	<b>33735.71</b>
2	<b>CE/DS (South)</b>															
	(a) Patiala	7700.00	30.00	5544.00	1861.52	15135.52	11.00	262.00	165.00	116.00	75.00	102.40	32.00	1.08	764.48	15900.00
	(b) Sangrur	4640.00	0.00	3340.80	1221.20	9202.00	0.00	100.00	120.00	55.00	70.00	100.00	20.00	0.00	465.00	9667.00
	(c) Barnala	2486.00	0.00	1789.92	705.08	4981.00	0.00	70.00	78.00	45.00	45.00	66.00	15.00	0.00	319.00	5300.00
	(d) Mohali	1570.00	0.00	1131.12	187.78	2888.90	0.00	17.00	148.00	48.00	10.00	60.00	8.00	0.10	291.10	3180.00
	(e) Ropar	4316.00	0.00	3107.52	538.56	7962.08	0.00	200.00	200.00	42.00	12.00	60.00	4.00	0.20	518.20	8480.28
	<b>Total:2</b>	<b>20712.00</b>	<b>30.00</b>	<b>14913.36</b>	<b>4514.14</b>	<b>40169.50</b>	<b>11.00</b>	<b>649.00</b>	<b>711.00</b>	<b>306.00</b>	<b>212.00</b>	<b>388.40</b>	<b>79.00</b>	<b>1.77</b>	<b>2357.78</b>	<b>42527.28</b>
3	<b>CE/DS (Central)</b>															
	(a) Khanna	5715.00	0.00	4114.80	953.86	10783.66	0.00	125.00	180.00	10.00	5.00	90.00	5.00	0.00	415.00	11198.66
	(b) Suburban Ludhiana	3560.00	0.00	2563.20	628.80	6752.00	0.00	80.00	55.00	37.00	10.00	60.00	6.00	0.00	248.00	7000.00
	(c) City West Ludhiana	2180.00	0.00	1569.60	477.20	4226.80	0.00	80.00	90.00	80.00	10.00	100.00	2.50	0.70	363.20	4590.00
	(d) City East Ludhiana	2060.00	0.00	1483.20	456.22	3999.42	0.00	70.00	60.00	20.00	6.00	60.00	2.00	1.50	219.50	4218.92
	(e) P&M Circle	0.00	0.00	0.00	0.00	0.00	0.00	0.00	0.00	0.00	0.00	0.00	0.00	0.00	0.00	0.00
	<b>Total:3</b>	<b>13515.00</b>	<b>0.00</b>	<b>9730.80</b>	<b>2516.08</b>	<b>25761.88</b>	<b>0.00</b>	<b>355.00</b>	<b>385.00</b>	<b>147.00</b>	<b>31.00</b>	<b>310.00</b>	<b>15.50</b>	<b>2.20</b>	<b>1245.70</b>	<b>27007.58</b>
4	<b>CE/DS (Border)</b>															
	(a) City Amritsar	2750.00	0.00	1980.00	366.00	5096.00	5.00	106.00	54.00	22.00	12.00	55.00	12.00	0.00	266.00	5362.00
	(b) Suburban Amritsar	5380.00	0.00	3873.60	688.40	9942.00	6.00	188.00	32.00	73.00	22.00	126.00	32.00	0.00	479.00	10421.00
	(c) Gurdaspur	6625.00	0.00	4770.00	688.00	12083.00	0.00	92.00	209.00	106.00	73.00	157.00	22.00	0.00	659.00	12742.00
	(d) Tarn Taran	3790.00	0.00	2728.80	587.60	7106.40	1.00	107.00	52.00	52.00	21.00	52.00	2.00	0.00	287.00	7393.40
	<b>Total:4</b>	<b>18545.00</b>	<b>0.00</b>	<b>13352.40</b>	<b>2330.00</b>	<b>34227.40</b>	<b>12.00</b>	<b>493.00</b>	<b>347.00</b>	<b>253.00</b>	<b>128.00</b>	<b>390.00</b>	<b>68.00</b>	<b>0.00</b>	<b>1691.00</b>	<b>35918.40</b>
5	<b>CE/DS (West)</b>															
	(a) Bathinda	4820.00	0.00	3470.40	673.25	8963.65	3.50	95.00	240.00	200.00	10.00	216.00	6.00	0.00	770.50	9734.15
	(b) Muktsar	4000.00	0.00	2880.00	621.86	7501.86	0.00	45.00	220.00	55.00	25.00	210.00	5.00	0.00	560.00	8061.86
	(c) Faridkot	4700.00	0.00	3384.00	655.78	8739.78	0.00	70.00	330.00	100.00	13.00	85.00	5.50	0.00	603.50	9343.28
	(d) Ferozepur	3200.00	0.00	2304.00	502.00	6006.00	0.00	50.00	75.00	26.00	6.50	48.00	2.50	0.00	208.00	6214.00
	<b>Total:5</b>	<b>16720.00</b>	<b>0.00</b>	<b>12038.40</b>	<b>2452.89</b>	<b>31211.29</b>	<b>3.50</b>	<b>260.00</b>	<b>865.00</b>	<b>381.00</b>	<b>54.50</b>	<b>559.00</b>	<b>19.00</b>	<b>0.00</b>	<b>2142.00</b>	<b>33353.29</b>

Sr. No.	Name of Scheme/Office	Salary	Over time	Dearness Allowance	Other Allowances	Total (Col.3 to 6)	Bonus/ Generation All.	Other Staff Costs		Staff Welfare Expenses (Leveries & others)	Admn. & General Expenses				Total (Col. 8to15)	G.Total (Col.7&16)
								75.6			76.1					
								Medical	Other/ L.T.C.		T.A.	Contingencies	Telephone	Honorarium		
75.1	75.2	75.3	75.4	75.5	75.6	75.7	75.8	75.9	75.10	75.11	75.12	75.13	75.14	75.15	75.16	75.17
1	2	3	4	5	6	7	8	9	10	11	12	13	14	15	16	17
<b>6</b>	<b>CE/Workshop</b>															
	(a) TRW Ludhiana	218.00	0.00	154.78	40.17	412.95	0.20	5.00	6.00	1.50	4.00	4.40	1.00	0.00	22.10	435.05
	(b) TRW Patiala	238.00	0.00	168.98	48.88	455.86	0.20	4.00	15.00	2.00	1.20	4.00	0.60	0.00	27.00	482.86
	(c) TRW Amritsar	304.00	0.00	215.84	79.96	599.80	1.00	6.00	17.00	1.20	3.50	3.60	1.00	0.00	33.30	633.10
	<b>Total:-6</b>	<b>760.00</b>	<b>0.00</b>	<b>539.60</b>	<b>169.01</b>	<b>1468.61</b>	<b>1.40</b>	<b>15.00</b>	<b>38.00</b>	<b>4.70</b>	<b>8.70</b>	<b>12.00</b>	<b>2.60</b>	<b>0.00</b>	<b>82.40</b>	<b>1551.01</b>
<b>7</b>	<b>CE/Metering</b>															
	Circle,Jalandhar	<b>615.00</b>	<b>0.00</b>	<b>436.65</b>	<b>82.23</b>	<b>1133.88</b>	<b>0.00</b>	<b>23.00</b>	<b>10.00</b>	<b>3.00</b>	<b>12.00</b>	<b>20.00</b>	<b>3.00</b>	<b>0.00</b>	<b>71.00</b>	<b>1204.88</b>
<b>8</b>	<b>Chief Engineer/S&amp;D</b>															
	C.O.S.Patiala	<b>710.00</b>	<b>0.00</b>	<b>504.10</b>	<b>276.88</b>	<b>1490.98</b>	<b>1.50</b>	<b>10.00</b>	<b>30.00</b>	<b>17.00</b>	<b>13.00</b>	<b>20.00</b>	<b>4.00</b>	<b>1.20</b>	<b>96.70</b>	<b>1587.68</b>
<b>9</b>	<b>CE/Civil Dgn.&amp; Const.</b>															
	(a) Dy CE/Estate	72.00	0.00	51.12	19.50	142.62	0.00	2.50	4.00	0.10	1.80	1.30	0.25	0.00	9.95	152.57
	(b) SE/Civil Mtc & Pole W/S	72.90	0.00	51.76	16.19	140.85	0.00	3.50	3.50	0.20	3.00	3.05	0.90	0.00	14.15	155.00
	<b>Total:-9</b>	<b>144.90</b>	<b>0.00</b>	<b>102.88</b>	<b>35.69</b>	<b>283.47</b>	<b>0.00</b>	<b>6.00</b>	<b>7.50</b>	<b>0.30</b>	<b>4.80</b>	<b>4.35</b>	<b>1.15</b>	<b>0.00</b>	<b>24.10</b>	<b>307.57</b>
<b>10</b>	<b>CE/RE &amp; APDRP</b>															
	Director/RE & APDRP	<b>220.00</b>	<b>0.00</b>	<b>156.20</b>	<b>63.98</b>	<b>440.18</b>	0.00	6.00	4.00	1.00	4.00	7.00	2.00	0.00	24.00	464.18
	<b>Grand Total (1 to 10)</b>	<b>88741.90</b>	<b>40.00</b>	<b>63870.39</b>	<b>15508.76</b>	<b>168161.05</b>	<b>43.40</b>	<b>2093.00</b>	<b>3297.50</b>	<b>1318.00</b>	<b>522.00</b>	<b>2001.75</b>	<b>215.75</b>	<b>5.52</b>	<b>9496.53</b>	<b>177657.59</b>
		<b>XIV SUTLEJ YAMUNA LINK</b>														
<b>1</b>	<b>C.E./Hydel Projects</b>															
	RE/SYL, Ropar	11.00	0.00	7.81	2.14	20.95	0.00	0.00	0.20	0.05	0.10	0.60	0.05	0.00	1.00	21.95
<b>2</b>	<b>CE/Civil Design &amp; Const.</b>															
	a) Dy CE/Civil Hydel Design & Const.(Chd.)	142.00	0.00	100.82	32.01	274.83	0.00	1.00	0.10	0.10	0.90	3.75	0.55	0.00	6.40	281.23
	b) SE/Civil, RHPH,Ropar.	24.00	0.00	17.04	1.94	42.98	0.00	0.30	0.30	0.10	1.00	1.30	0.20	0.00	3.20	46.18
	<b>Total (2)</b>	<b>166.00</b>	<b>0.00</b>	<b>117.86</b>	<b>33.95</b>	<b>317.81</b>	<b>0.00</b>	<b>1.30</b>	<b>0.40</b>	<b>0.20</b>	<b>1.90</b>	<b>5.05</b>	<b>0.75</b>	<b>0.00</b>	<b>9.60</b>	<b>327.41</b>
	<b>Total (1+2)</b>	<b>177.00</b>	<b>0.00</b>	<b>125.67</b>	<b>36.09</b>	<b>338.76</b>	<b>0.00</b>	<b>1.30</b>	<b>0.60</b>	<b>0.25</b>	<b>2.00</b>	<b>5.65</b>	<b>0.80</b>	<b>0.00</b>	<b>10.60</b>	<b>349.37</b>